



Federal Firearms Licensee Burglary and Robbery Statistics

Calendar Year 2014 - 2018

*Date of last data collection - January 2, 2019



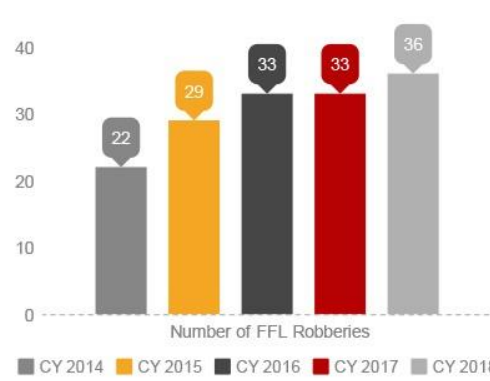
How many FFL burglaries and robberies are reported to ATF?

FFL Burglaries



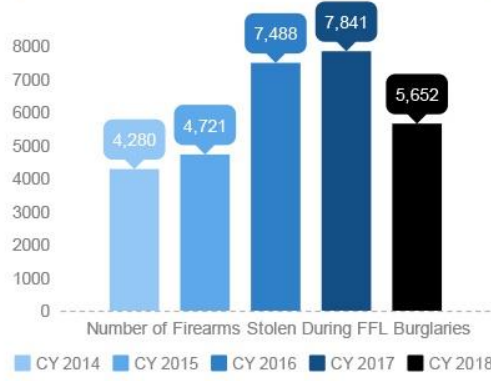
26% decrease from 2017

FFL Robberies



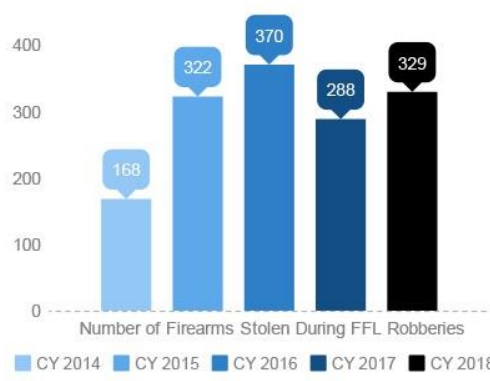
9% increase from 2017

Firearms Stolen During FFL Burglaries



28% decrease from 2017

Firearms Stolen During FFL Robberies



14% increase from 2017



(888) ATF-TIPS | www.ATF.gov | Twitter: @ATFHQ | Instagram: @ATFHQ | Facebook: facebook.com/HQATF

Published January 2019