



Arizona

**Department of Justice
Bureau of Alcohol, Tobacco,
Firearms and Explosives**
Office of Strategic Intelligence and Information
Data Source: Firearms Tracing System

January 1, 2010 – December 31, 2010



ATF Firearms Trace Data Disclaimer

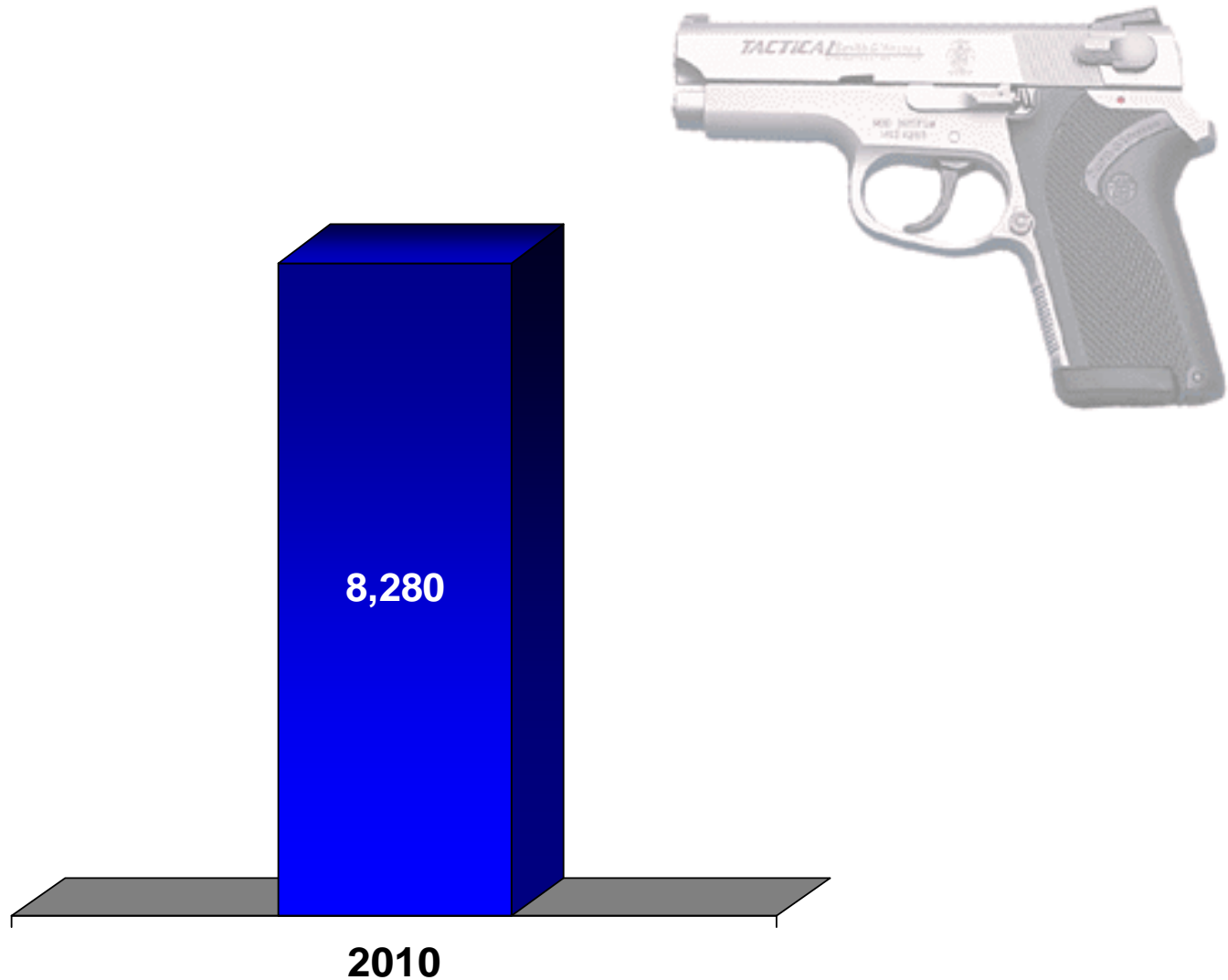


Public L. No. 111-117, Consolidated Appropriations Act of 2010, Sec. 516

(1) Firearm traces are designed to assist law enforcement authorities in conducting investigations by tracking the sale and possession of specific firearms. Law enforcement agencies may request firearms traces for any reason, and those reasons are not necessarily reported to the Federal Government. Not all firearms used in crime are traced and not all firearms traced are used in crime.

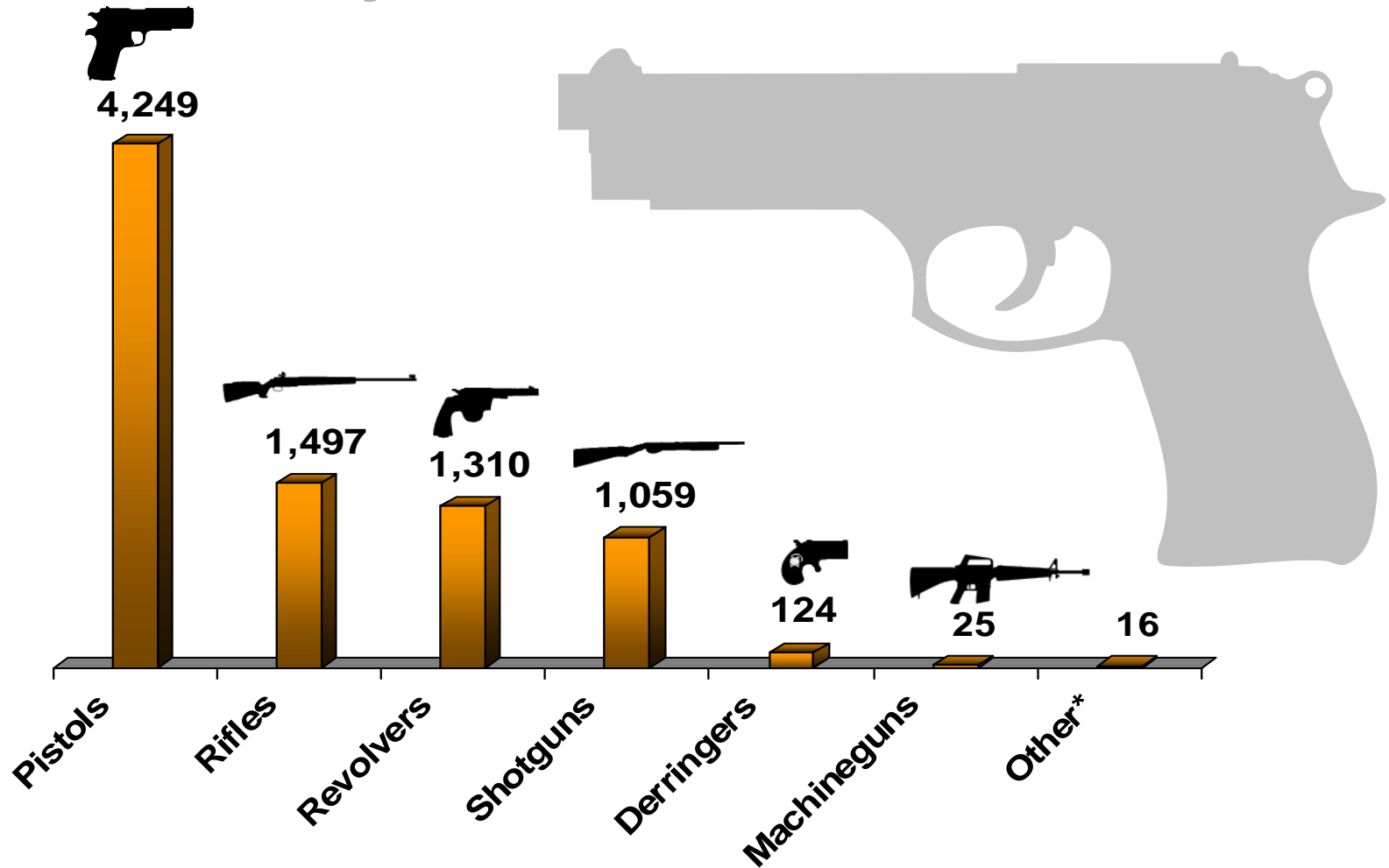
(2) Firearms selected for tracing are not chosen for purposes of determining which types, makes or models of firearms are used for illicit purposes. The firearms selected do not constitute a random sample and should not be considered representative of the larger universe of all firearms used by criminals, or any subset of that universe. Firearms are normally traced to the first retail seller, and sources reported for firearms traced do not necessarily represent the sources or methods by which firearms in general are acquired for use in crime.

Total Number of Firearms Recovered and Traced in Arizona by Calendar Year



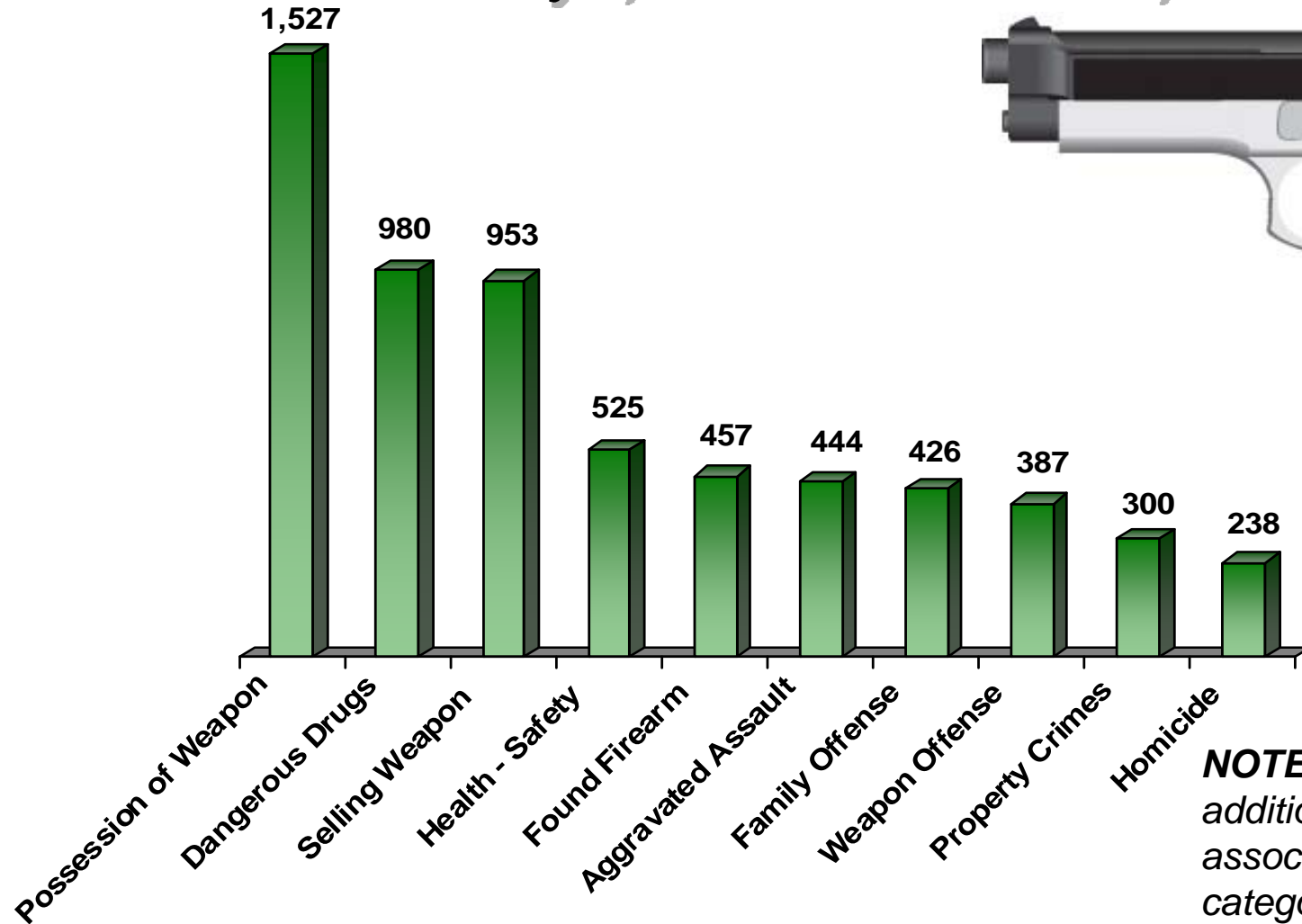
Firearm Types with an Arizona Recovery

January 1, 2010 – December 31, 2010



**Other includes Any Other Weapons, Combinations, Destructive Devices, Silencers, a Receiver/Frame, a Tear Gas Launcher, and an Unknown Type.*

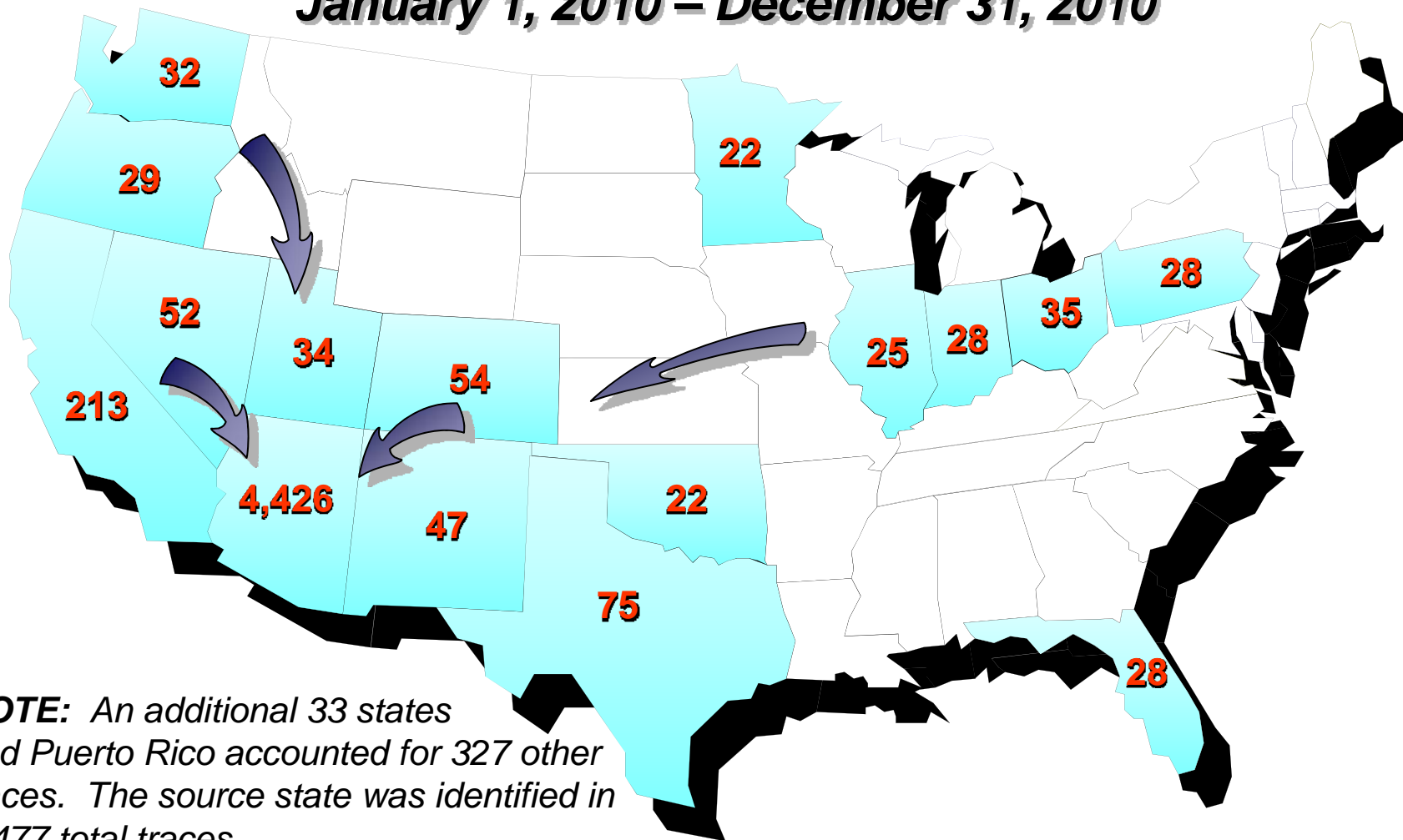
Top Categories Reported on Firearm Traces with an Arizona Recovery January 1, 2010 – December 31, 2010



NOTE: There were 2,043 additional traces that were associated with other categories.

Top 15 **Source** States for Firearms with an Arizona Recovery

January 1, 2010 – December 31, 2010

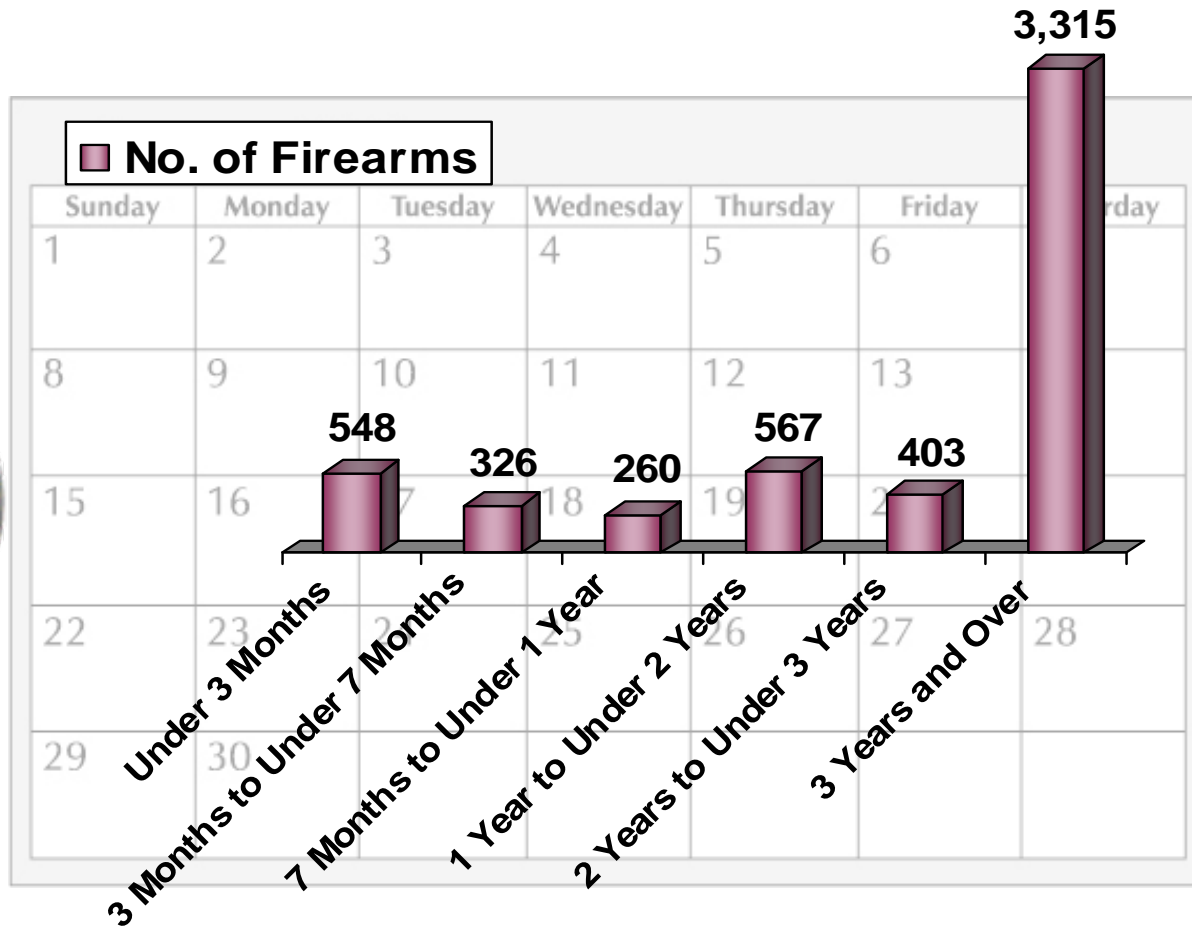


NOTE: An additional 33 states and Puerto Rico accounted for 327 other traces. The source state was identified in 5,477 total traces.

* There were 2 states tied with 22 traces each.

Time-To-Crime Rates for Firearms with an Arizona Recovery

January 1, 2010 – December 31, 2010

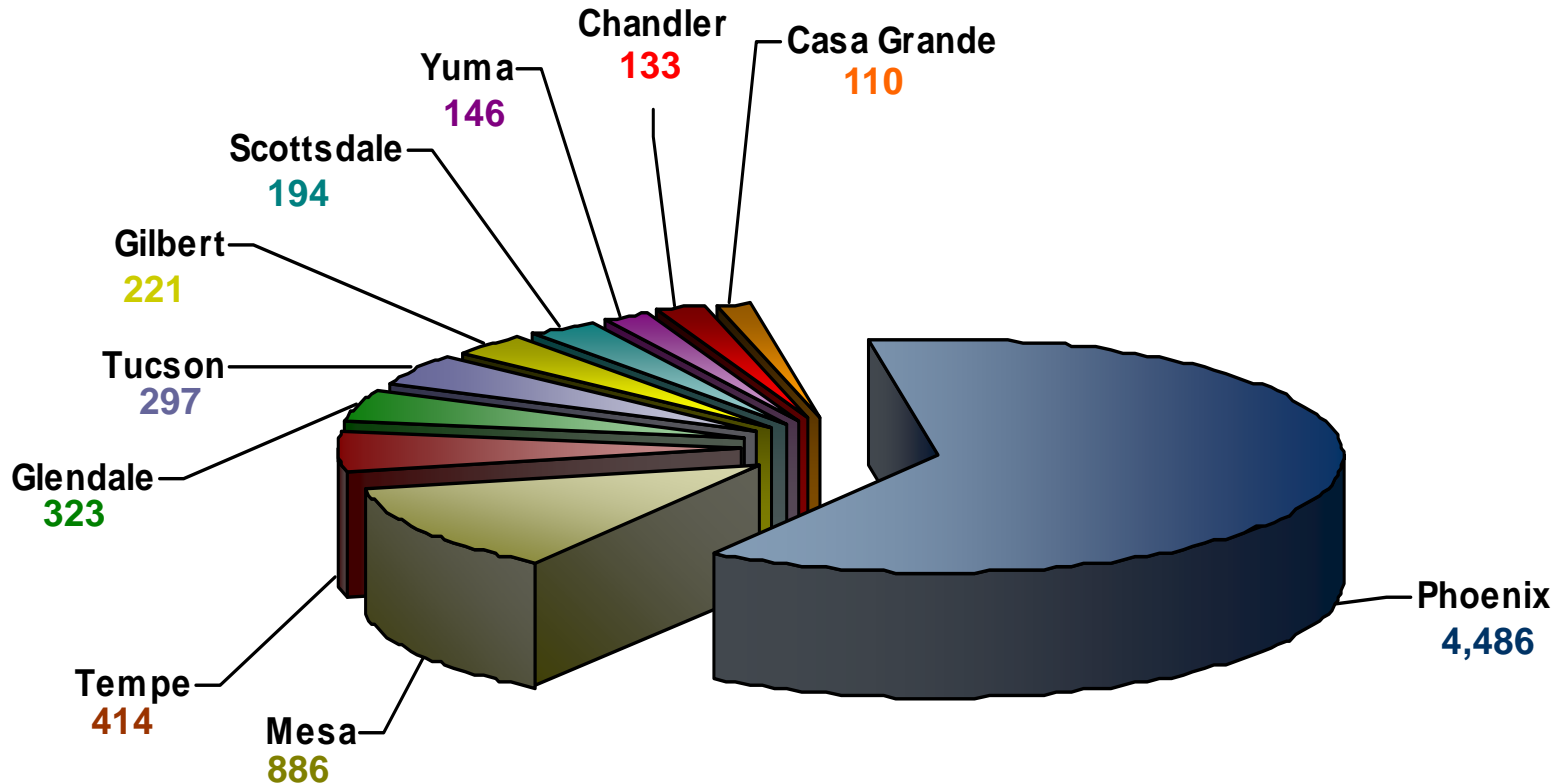


1/1/2010-12/31/2010 Arizona Average Time-to-Crime: 8.30 Years

1/1/2010-12/31/2010 National Average Time-to-Crime: 10.94 Years

Top Recovery Cities for Firearms with an Arizona Recovery

January 1, 2010 – December 31, 2010



NOTE: There were 108 additional municipalities that accounted for 1,060 other traces. The recovery city could not be determined for 10 traces.

Analytical Criteria Used to Compile the Enclosed Statistics

● Total Number of Firearms Recovered and Traced

- Includes traces with a recovery state of Arizona. Traces in which the recovery state was not provided were included when the requesting agency state was equal to Arizona.
- Includes Firearms Recovered and Traced between 1/1/2010 – 12/31/2010, or, if the recovery date was blank, the trace entry date was between 1/1/2010 – 12/31/2010.
- Duplicate traces, Firearms Not Recovered, Gun Buyback and Firearms Turned In are not included in this figure.
- Data was extracted from the Firearms Tracing System (FTS) on March 1, 2011.
- All traces may not have been submitted or completed at the time of this study.

● Firearm Types with an Arizona Recovery

- Includes same criteria as Total Number of Firearms Recovered and Traced.

● Top Categories Reported on Firearm Traces with an Arizona Recovery

- Includes same criteria as Total Number of Firearms Recovered and Traced. Beginning in CY 2010, attempted homicide, attempted suicide and negligent vehicular manslaughter are reported in separate categories.

● Top Source States for Firearms with an Arizona Recovery

- Includes same criteria as Total Number of Firearms Recovered and Traced.
- Traces must identify a purchaser and the state in which the final dealer is located.

● Time-to-Crime Rates for Firearms with an Arizona Recovery

- Includes same criteria as Total Number of Firearms Recovered and Traced.
- Traces must identify a purchaser.
- Time-to-Crime was calculated for those traces in which the purchase date could be subtracted from the recovery date.

● Top Recovery Cities for Firearms with an Arizona Recovery

- Includes same criteria as Total Number of Firearms Recovered and Traced.
- Includes traces with a recovery city, or, if the recovery city was not provided, the requesting agency had jurisdiction only within that city.