



0043
223

1a. Date of Request 1b. Priority**
Justification

1c. Special Instructions

Part II - Crime Code Information

2a. NCIC Crime Code** 2b. Project Code, Project Title
Branch, ATF National Trace

Part III - ATF Agent Requesting Trace

3a. Organization Code* 3b. Phone Number:
Fax Number:
E-Mail: 3c. ATF Special Agent

3d. Badge Number 3e. ATF Case Number 3f. Field Office

Part IV - Other Agency Requesting Trace

4a. ORI Number* 4b. Phone Number:
Fax Number:
E-Mail: 4c. Other Agency Officer's

4d. Badge Number 4e. Case Number 4f. Department/Unit

4g. Mailing Address

Part V - Firearms Information

5a. Serial Number* (From Frame or Receiver) 5b. Interchangeable Part (X) Yes No 5c. Manufacturer*

5d. Type* 5e. Caliber 5f. Model (Importer required if other than U.S.)

5h. Importer* 5i. Additional Information

Part VI - Possessor Information

6a. Name (Last, First, Middle, Suffix)

6b. Alias (If given) (Last, First, Middle, Suffix) 6c. Alias Date of Birth

6d. Height 6e. Weight 6f. Sex 6g. Race (Check one only)
American Indian or Alaskan Native
Black or African American
Native Hawaiian or Other Pacific Islander
Other (Specify) 6h. Address - Route Number

6i. Apt. Number 6j. Street No. 6k. Direction 6l. Street Name

6m. County 6n. State 6p. Zip Code (Nine Digit Number)

6r. Date of Birth 6s. Place of Birth 6t. Possessor's ID Number

ATF E-Form 3312.1
Revised January 2007



Florida

**Department of Justice
Bureau of Alcohol, Tobacco,
Firearms and Explosives**
Office of Strategic Intelligence and Information
Data Source: Firearms Tracing System

January 1, 2010 – December 31, 2010



ATF Firearms Trace Data Disclaimer

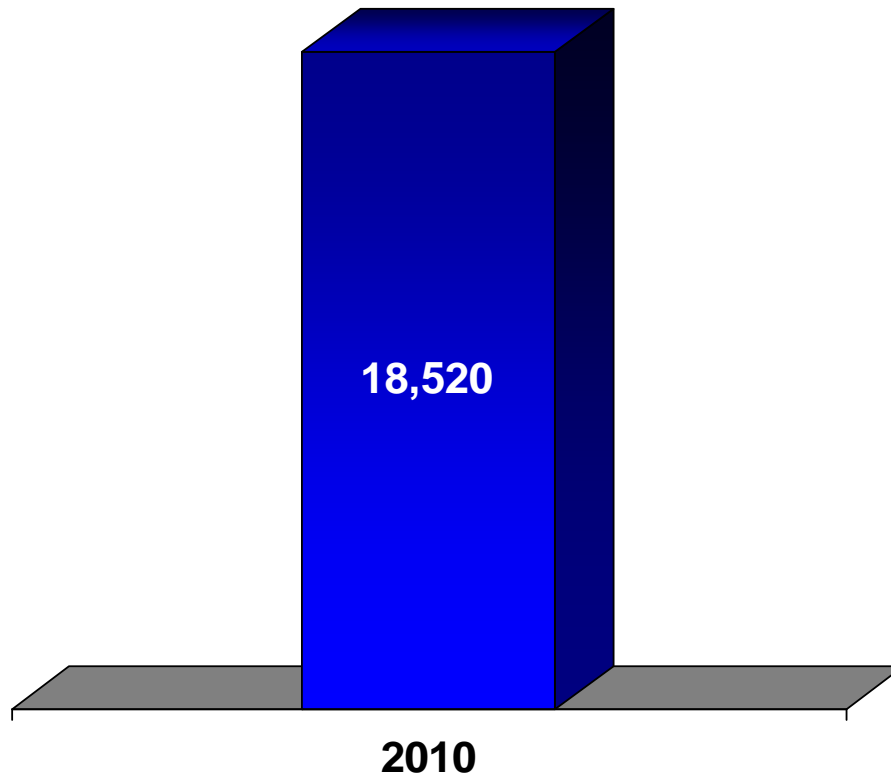


Public L. No. 111-117, Consolidated Appropriations Act of 2010, Sec. 516

(1) Firearm traces are designed to assist law enforcement authorities in conducting investigations by tracking the sale and possession of specific firearms. Law enforcement agencies may request firearms traces for any reason, and those reasons are not necessarily reported to the Federal Government. Not all firearms used in crime are traced and not all firearms traced are used in crime.

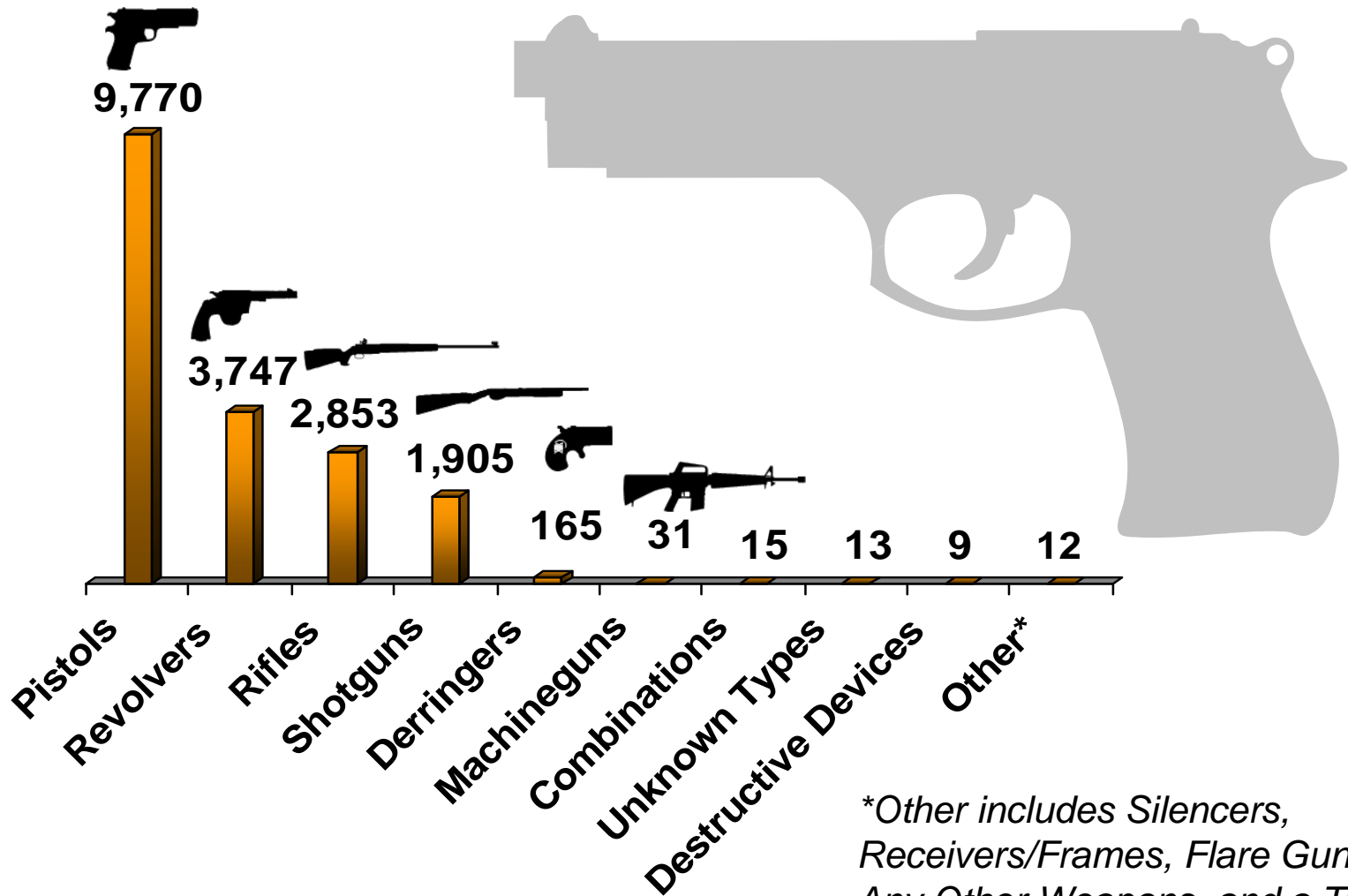
(2) Firearms selected for tracing are not chosen for purposes of determining which types, makes or models of firearms are used for illicit purposes. The firearms selected do not constitute a random sample and should not be considered representative of the larger universe of all firearms used by criminals, or any subset of that universe. Firearms are normally traced to the first retail seller, and sources reported for firearms traced do not necessarily represent the sources or methods by which firearms in general are acquired for use in crime.

Total Number of Firearms Recovered and Traced in Florida by Calendar Year



Firearm Types with a Florida Recovery

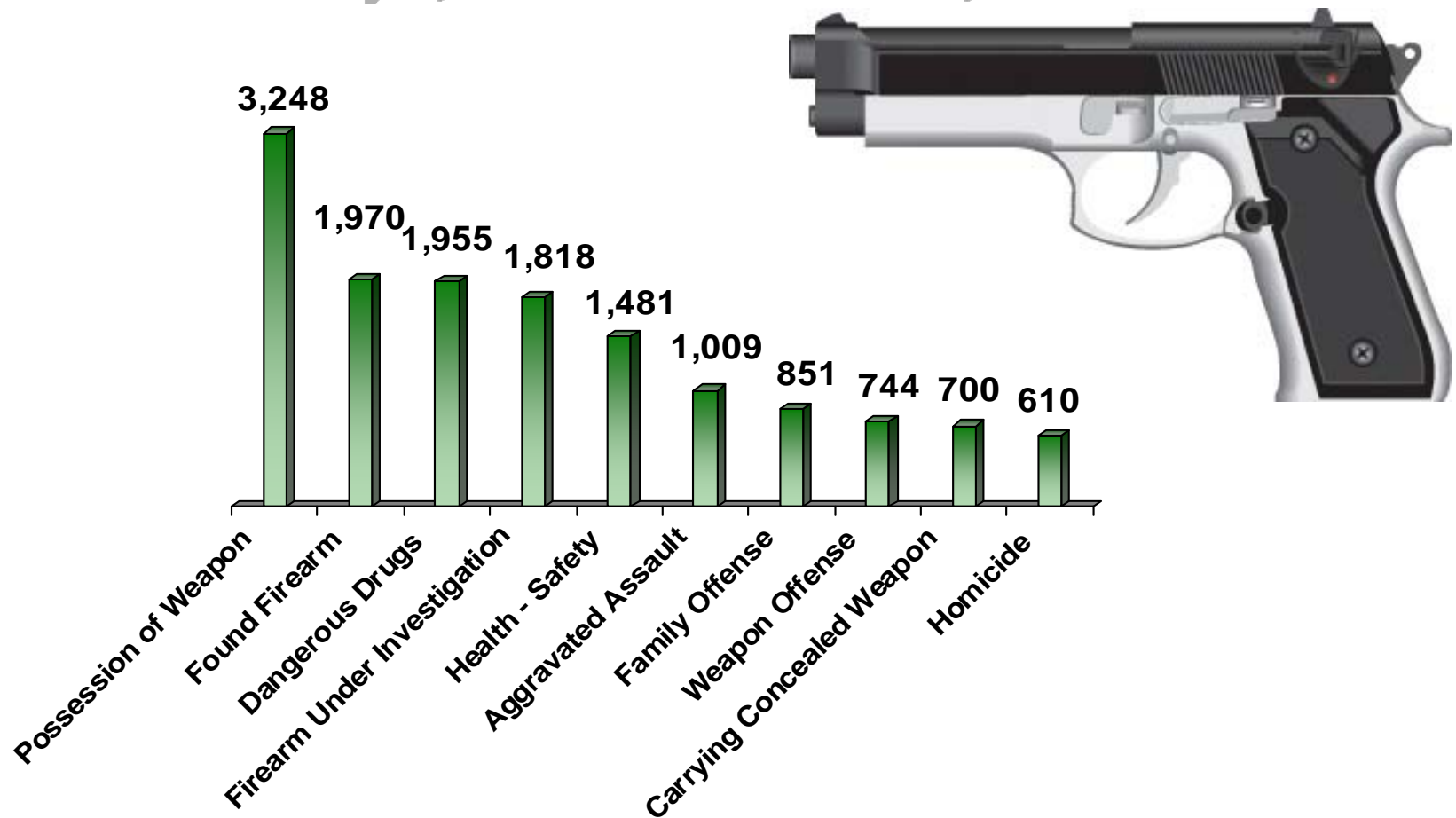
January 1, 2010 – December 31, 2010



*Other includes Silencers, Receivers/Frames, Flare Guns, Any Other Weapons, and a Tear Gas Launcher.

Top Categories Reported on Firearm Traces with a Florida Recovery

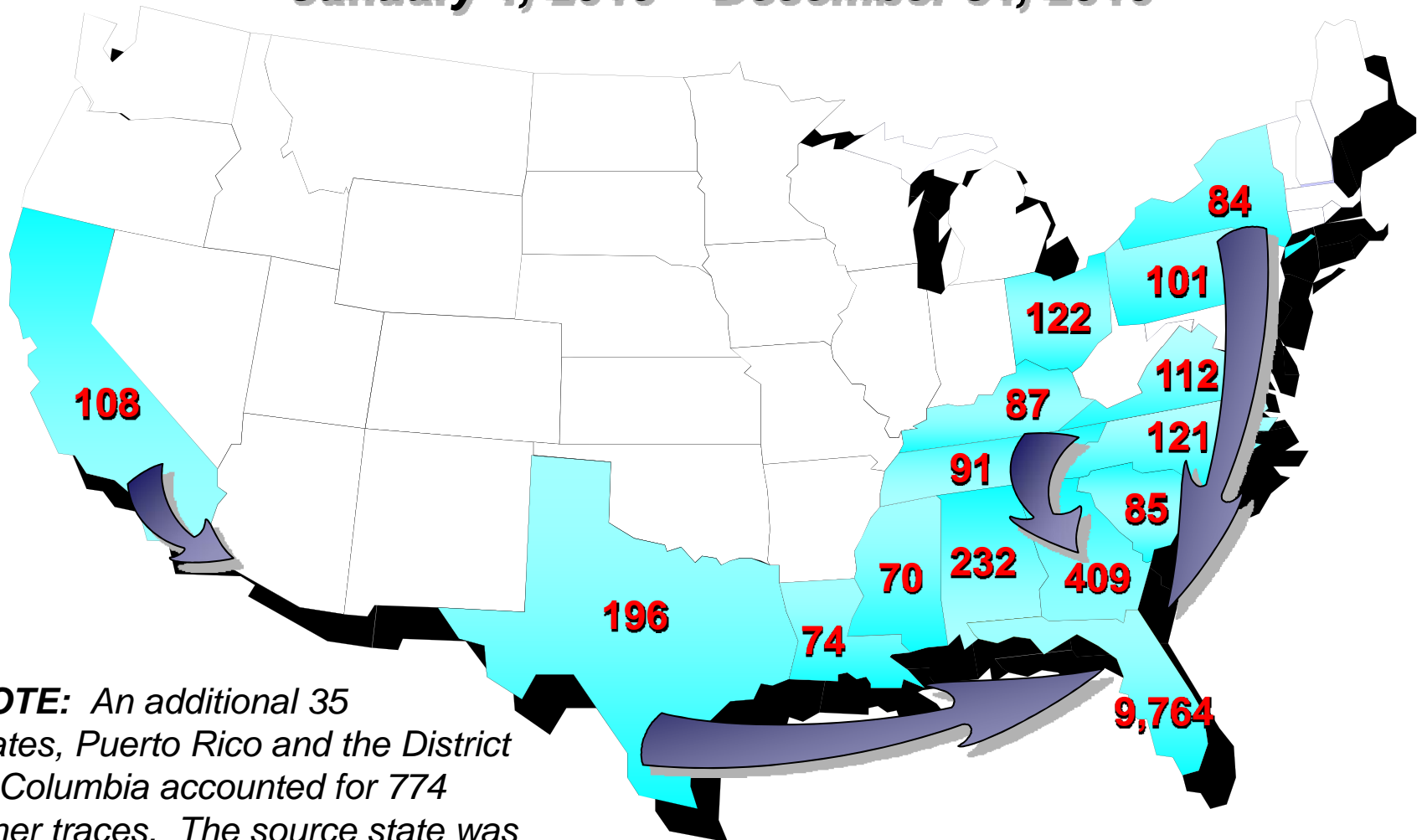
January 1, 2010 – December 31, 2010



NOTE: There were 4,134 additional traces that were associated with other categories.

Top 15 **Source** States for Firearms with a Florida Recovery

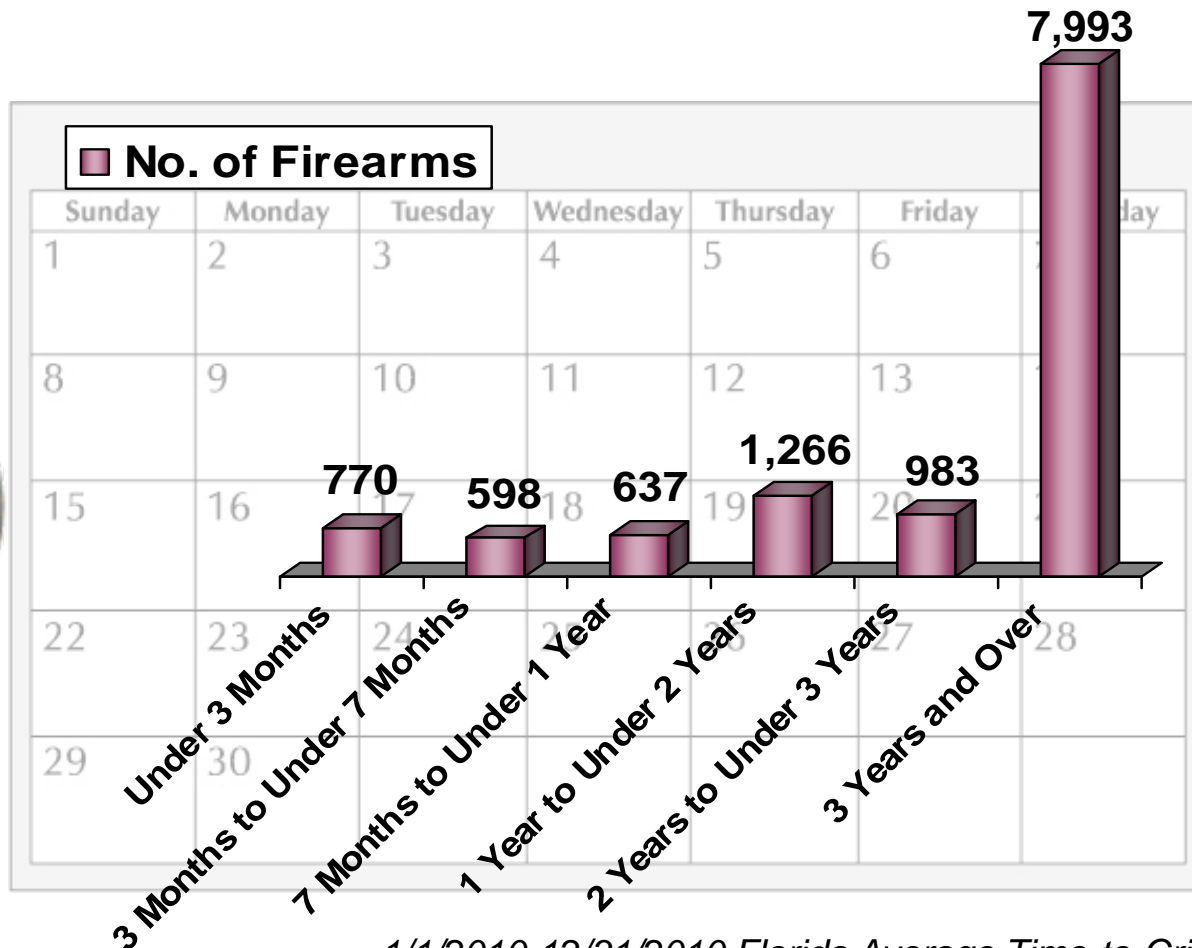
January 1, 2010 – December 31, 2010



NOTE: An additional 35 states, Puerto Rico and the District of Columbia accounted for 774 other traces. The source state was identified in 12,430 total traces.

Time-To-Crime Rates for Firearms with a Florida Recovery

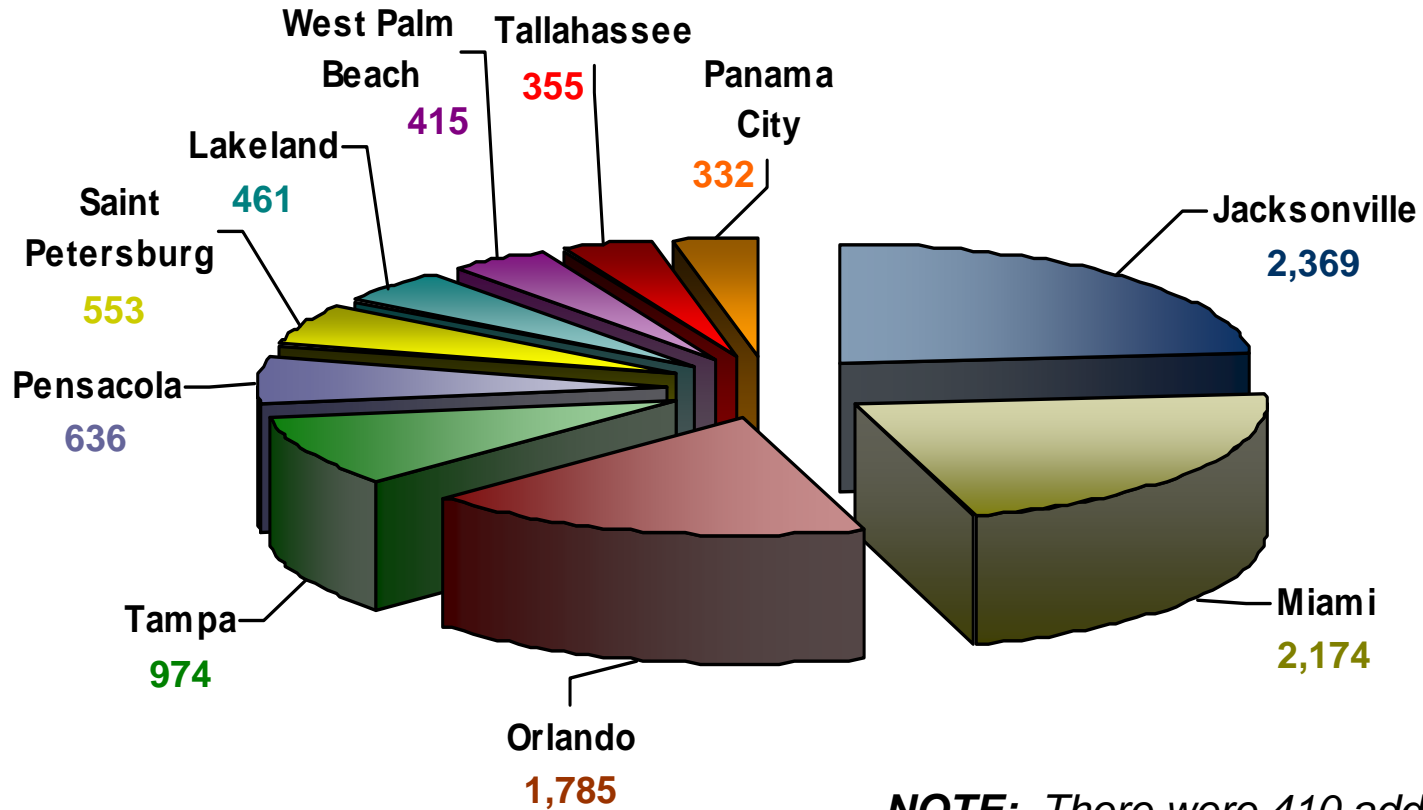
January 1, 2010 – December 31, 2010



1/1/2010-12/31/2010 Florida Average Time-to-Crime: **9.90 Years**
 1/1/2010-12/31/2010 National Average Time-to-Crime: **10.94 Years**

Top Recovery Cities for Firearms with a Florida Recovery

January 1, 2010 – December 31, 2010



NOTE: There were 410 additional municipalities that accounted for 8,404 other traces. The recovery city could not be determined for 62 traces.

Analytical Criteria Used to Compile the Enclosed Statistics

● Total Number of Firearms Recovered and Traced

- Includes traces with a recovery state of Florida. Traces in which the recovery state was not provided were included when the requesting agency state was equal to Florida.
- Includes Firearms Recovered and Traced between 1/1/2010 – 12/31/2010, or, if the recovery date was blank, the trace entry date was between 1/1/2010 – 12/31/2010.
- Duplicate traces, Firearms Not Recovered, Gun Buyback and Firearms Turned In are not included in this figure.
- Data was extracted from the Firearms Tracing System (FTS) on March 1, 2011.
- All traces may not have been submitted or completed at the time of this study.

● Firearm Types with a Florida Recovery

- Includes same criteria as Total Number of Firearms Recovered and Traced.

● Top Categories Reported on Firearm Traces with a Florida Recovery

- Includes same criteria as Total Number of Firearms Recovered and Traced. Beginning in CY 2010, attempted homicide, attempted suicide and negligent vehicular manslaughter are reported in separate categories.

● Top Source States for Firearms with a Florida Recovery

- Includes same criteria as Total Number of Firearms Recovered and Traced.
- Traces must identify a purchaser and the state in which the final dealer is located.

● Time-to-Crime Rates for Firearms with a Florida Recovery

- Includes same criteria as Total Number of Firearms Recovered and Traced.
- Traces must identify a purchaser.
- Time-to-Crime was calculated for those traces in which the purchase date could be subtracted from the recovery date.

● Top Recovery Cities for Firearms with a Florida Recovery

- Includes same criteria as Total Number of Firearms Recovered and Traced.
- Includes traces with a recovery city, or, if the recovery city was not provided, the requesting agency had jurisdiction only within that city.