

43

1a. Date of Request 1b. Priority**

Justification

1c. Special Instructions

Part II - Crime Code Information

2a. NCIC Crime Code** 2b. Project Code, Project Title, Other Initiatives you wish to obtain (Branch, ATF National Training Center)

Part III - ATF Agent Requesting Trace

3a. Organization Code* 3b. Phone Number: Fax Number: E-Mail: 3c. ATF Special Agent

3d. Badge Number 3e. ATF Case Number 3f. Field Office

Part IV - Other Agency Requesting Trace

4a. ORI Number* 4b. Phone Number: Fax Number: E-Mail: 4c. Other Agency Officer

4d. Badge Number 4e. Other Agency Case Number 4f. Department/Unit

4g. Mailing Address

Part V - Firearms Information

5a. Serial Number* (From Frame or Receiver) 5b. Obliterated (If yes, complete Part IX) Yes No 5c. Firearms Manufacturer*

5d. Type* 5e. Caliber* 5f. Model* 5g. Country of Origin* (Importer required if other than U.S.)

5h. Importer*

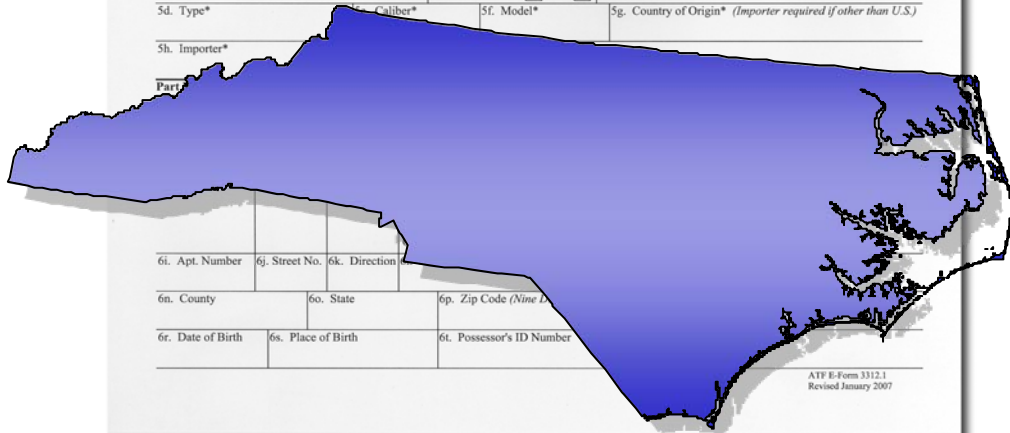
Part VI

6i. Apt. Number 6j. Street No. 6k. Direction

6n. County 6o. State 6p. Zip Code (Nine Digits)

6r. Date of Birth 6s. Place of Birth 6t. Possessor's ID Number

ATF E-Form 3312.1
Revised January 2007



North Carolina

Department of Justice
Bureau of Alcohol, Tobacco,
Firearms and Explosives
 Office of Strategic Intelligence and Information
 Data Source: Firearms Tracing System

January 1, 2010 – December 31, 2010



ATF Firearms Trace Data Disclaimer

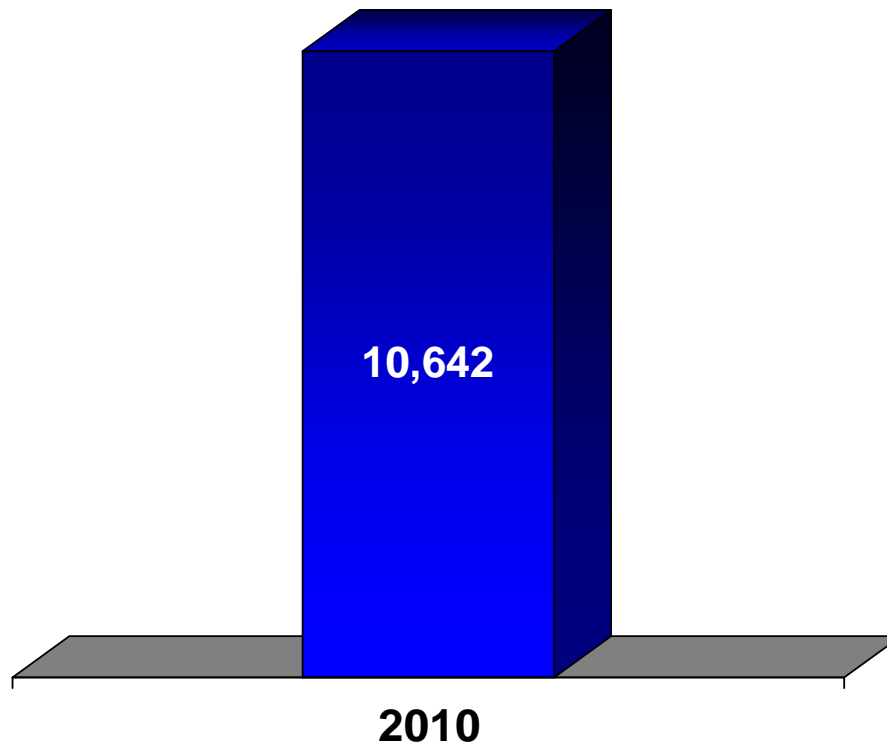


Public L. No. 111-117, Consolidated Appropriations Act of 2010, Sec. 516

(1) Firearm traces are designed to assist law enforcement authorities in conducting investigations by tracking the sale and possession of specific firearms. Law enforcement agencies may request firearms traces for any reason, and those reasons are not necessarily reported to the Federal Government. Not all firearms used in crime are traced and not all firearms traced are used in crime.

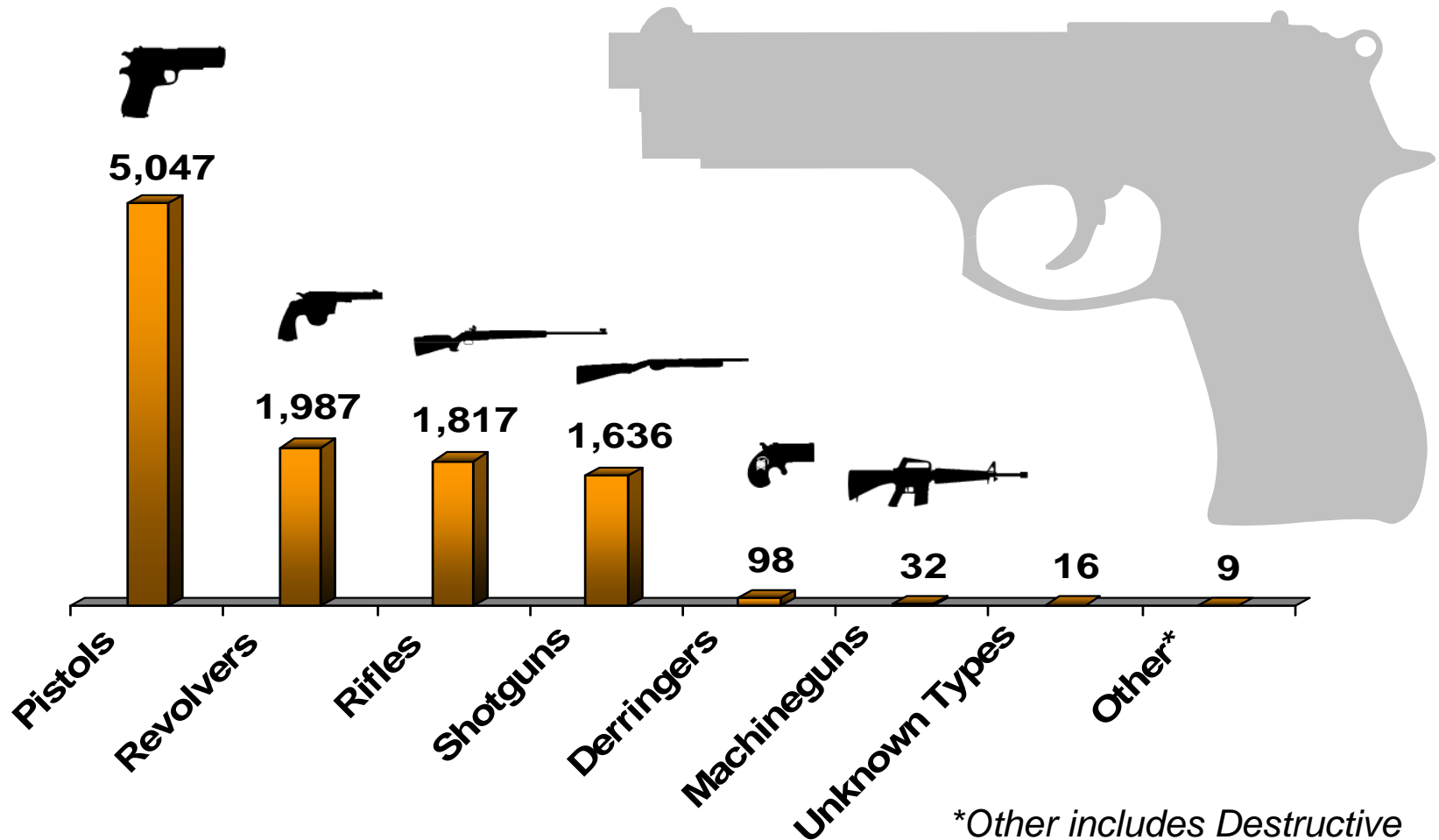
(2) Firearms selected for tracing are not chosen for purposes of determining which types, makes or models of firearms are used for illicit purposes. The firearms selected do not constitute a random sample and should not be considered representative of the larger universe of all firearms used by criminals, or any subset of that universe. Firearms are normally traced to the first retail seller, and sources reported for firearms traced do not necessarily represent the sources or methods by which firearms in general are acquired for use in crime.

Total Number of Firearms Recovered and Traced in North Carolina by Calendar Year



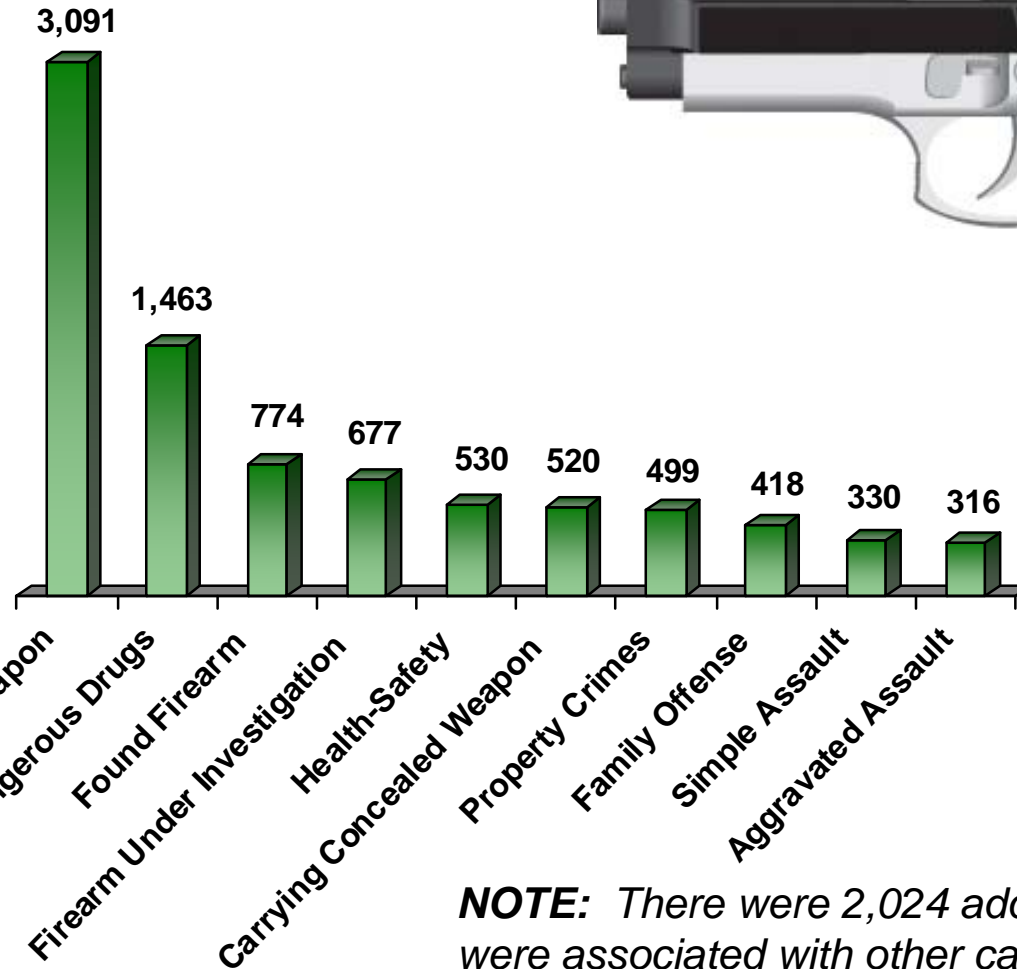
Firearm Types with a North Carolina Recovery

January 1, 2010 – December 31, 2010



**Other includes Destructive Devices, Combinations, a Receiver/Frame and a Silencer.*

Top Categories Reported on Firearm Traces with a North Carolina Recovery January 1, 2010 – December 31, 2010

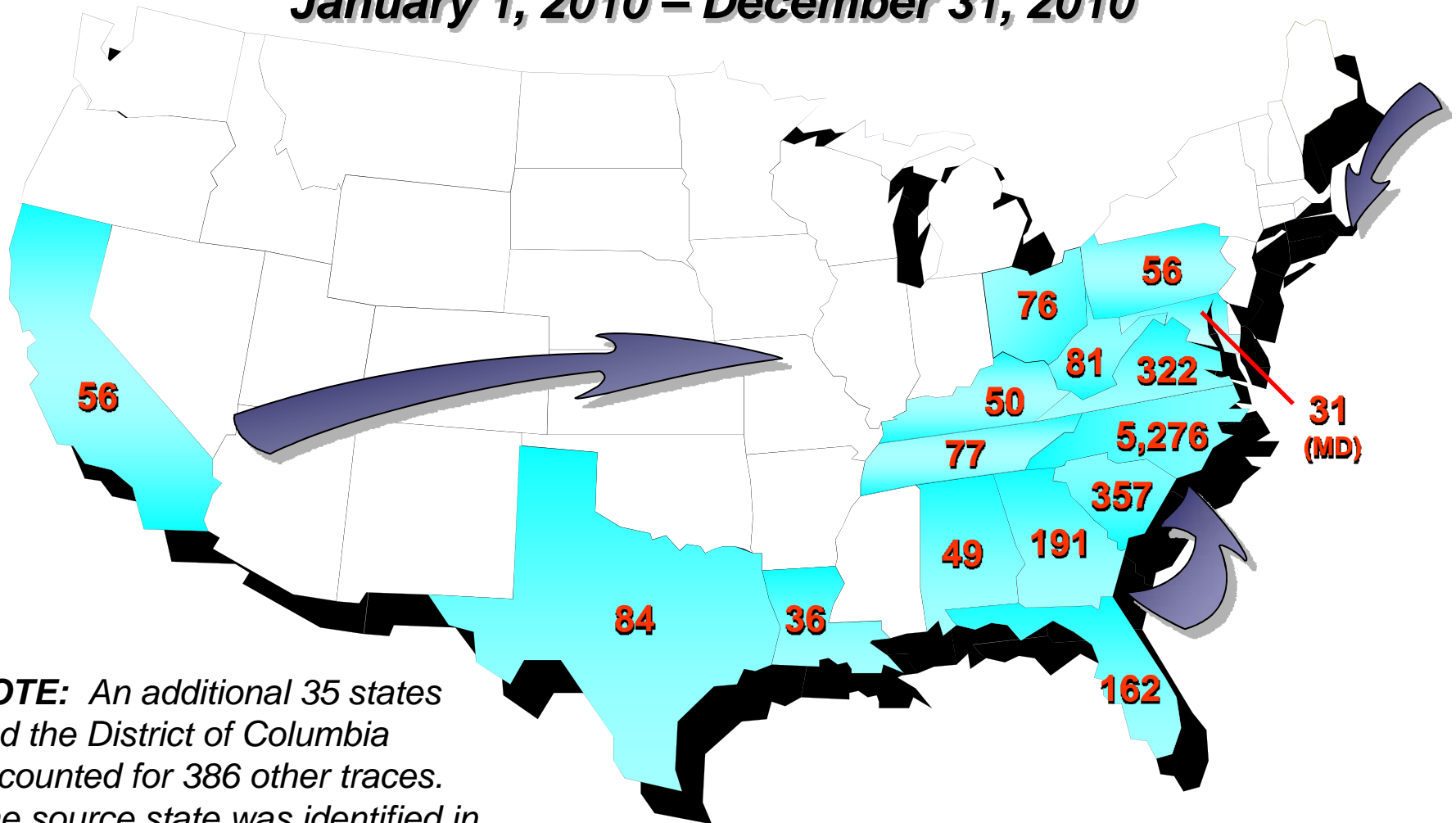


**A homicide category was reported on 270 traces.*

NOTE: *There were 2,024 additional traces that were associated with other categories.*

Top 15 **Source** States for Firearms with a North Carolina Recovery

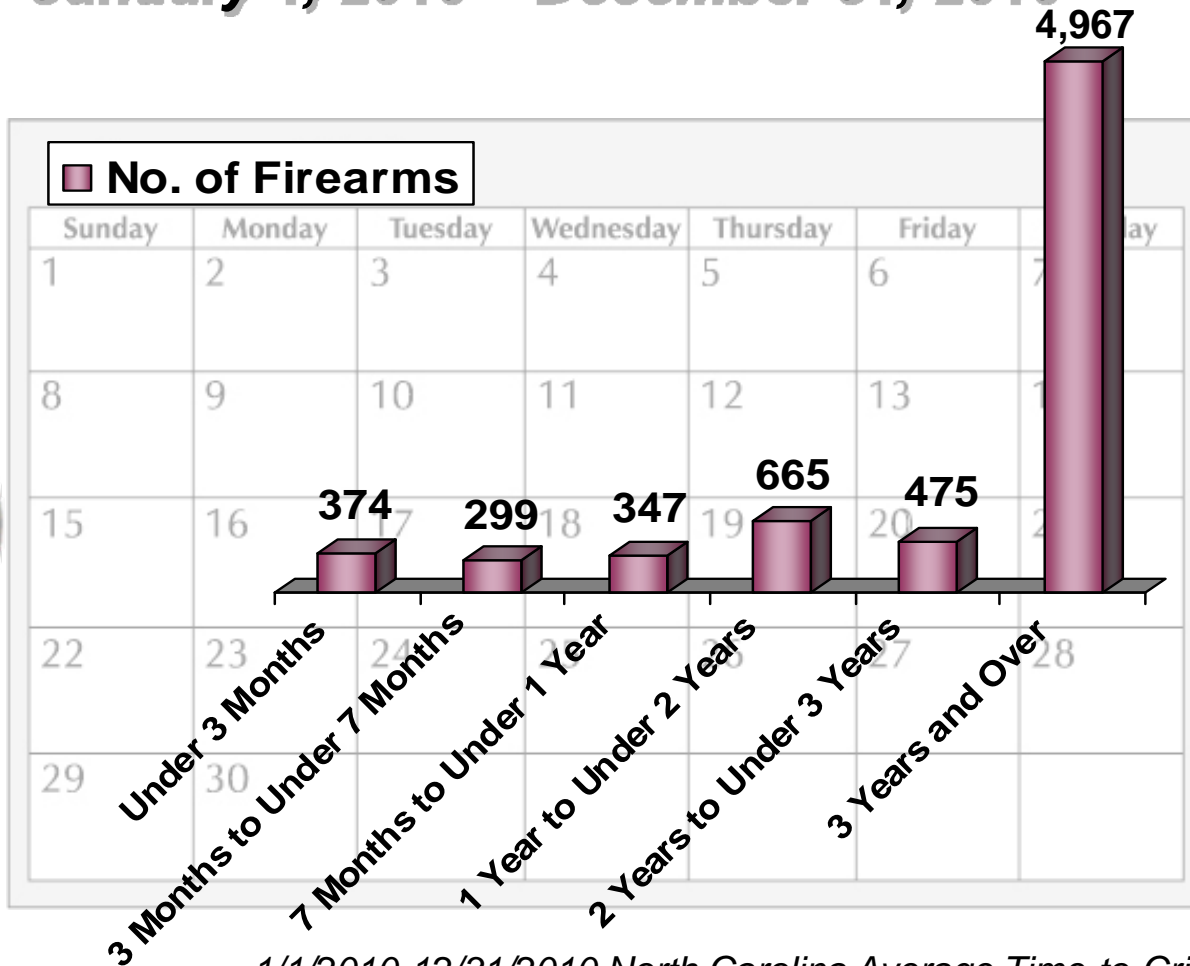
January 1, 2010 – December 31, 2010



NOTE: An additional 35 states and the District of Columbia accounted for 386 other traces. The source state was identified in 7,290 total traces.

Time-To-Crime Rates for Firearms with a North Carolina Recovery

January 1, 2010 – December 31, 2010

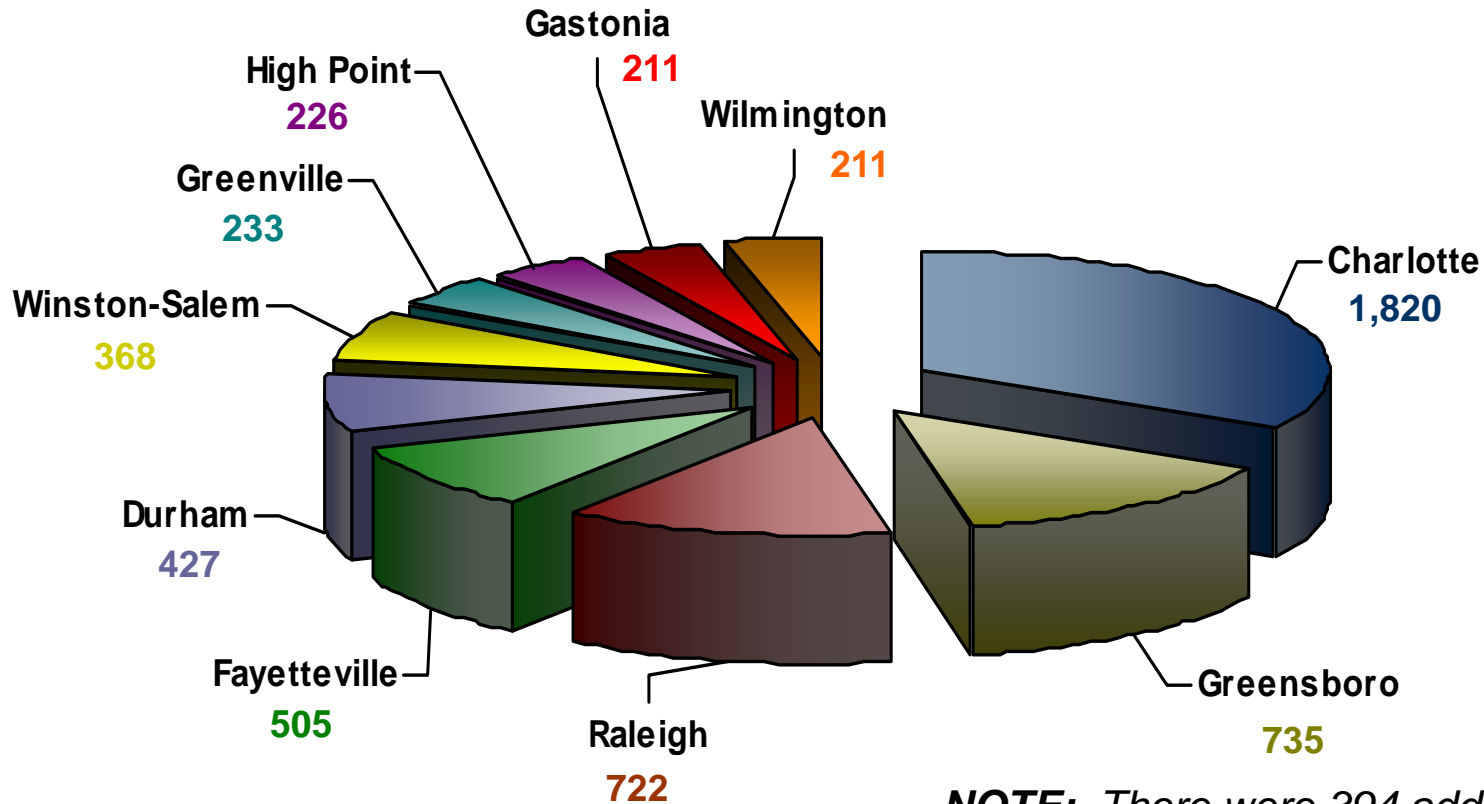


1/1/2010-12/31/2010 North Carolina Average Time-to-Crime: **10.65 Years**

1/1/2010-12/31/2010 National Average Time-to-Crime: **10.94 Years**

Top Recovery Cities for Firearms with a North Carolina Recovery

January 1, 2010 – December 31, 2010



NOTE: There were 394 additional municipalities that accounted for 5,164 other traces. The recovery city could not be determined for 20 traces.

Analytical Criteria Used to Compile the Enclosed Statistics

● Total Number of Firearms Recovered and Traced

- Includes traces with a recovery state of North Carolina. Traces in which the recovery state was not provided were included when the requesting agency state was equal to North Carolina.
- Includes Firearms Recovered and Traced between 1/1/2010 – 12/31/2010, or, if the recovery date was blank, the trace entry date was between 1/1/2010 – 12/31/2010.
- Duplicate traces, Firearms Not Recovered, Gun Buyback and Firearms Turned In are not included in this figure.
- Data was extracted from the Firearms Tracing System (FTS) on March 1, 2011.
- All traces may not have been submitted or completed at the time of this study.

● Firearm Types with a North Carolina Recovery

- Includes same criteria as Total Number of Firearms Recovered and Traced.

● Top Categories Reported on Firearm Traces with a North Carolina Recovery

- Includes same criteria as Total Number of Firearms Recovered and Traced. Beginning in CY 2010, attempted homicide, attempted suicide and negligent vehicular manslaughter are reported in separate categories.

● Top Source States for Firearms with a North Carolina Recovery

- Includes same criteria as Total Number of Firearms Recovered and Traced.
- Traces must identify a purchaser and the state in which the final dealer is located.

● Time-to-Crime Rates for Firearms with a North Carolina Recovery

- Includes same criteria as Total Number of Firearms Recovered and Traced.
- Traces must identify a purchaser.
- Time-to-Crime was calculated for those traces in which the purchase date could be subtracted from the recovery date.

● Top Recovery Cities for Firearms with a North Carolina Recovery

- Includes same criteria as Total Number of Firearms Recovered and Traced.
- Includes traces with a recovery city, or, if the recovery city was not provided, the requesting agency had jurisdiction only within that city.