

0043  
223

1a. Date of Request 1b. Priority\*\*  
Justification

1c. Special Instructions

**Part II - Crime Code Information**  
2a. NCIC Crime Code\*\* 2b. Project Code, Project Title  
Branch, ATF National Trace

**Part III - ATF Agent Requesting Trace**  
3a. Organization Code\* 3b. Phone Number:  
Fax Number:  
E-Mail: 3c. ATF Special Agent

3d. Badge Number 3e. ATF Case Number 3f. Field Office

**Part IV - Other Agency Requesting Trace**  
4a. ORI Number\* 4b. Phone Number:  
Fax Number:  
E-Mail: 4c. Other Agency Officer's

4d. Badge Number 4e. Case Number 4f. Department/Unit

4g. Mailing Address

**Part V - Firearms Information**  
5a. Serial Number\* (From Frame or Receiver) 5b. Interchangeable Part (X) Yes  No  5c. Manufacturer\*

5d. Type\* 5e. Caliber 5f. Model\* (Importer required if other than U.S.)

5h. Importer\* 5i. Additional Information

**Part VI - Possessor Information**  
6a. Name (Last, First, Middle, Suffix)  
6b. Alias (If given) (Last, First, Middle, Suffix) 6c. Alias Date of Birth

6d. Height 6e. Weight 6f. Sex 6g. Race (Check one only)  
American Indian or Alaskan Native  
Black or African American  
Native Hawaiian or Other Pacific Islander  
Other (Specify) 6h. Address - Route Number

6i. Apt. Number 6j. Street No. 6k. Direction 6l. Street Name

6m. County 6n. State 6p. Zip Code (Nine Digit Number)

6r. Date of Birth 6s. Place of Birth 6t. Possessor's ID Number

ATF E-Form 3312.1  
Revised January 2007



**Florida**

**Department of Justice  
Bureau of Alcohol, Tobacco,  
Firearms and Explosives**  
Office of Strategic Intelligence and Information  
Data Source: Firearms Tracing System

**January 1, 2009 – December 31, 2009**



# ***ATF Firearms Trace Data Disclaimer***

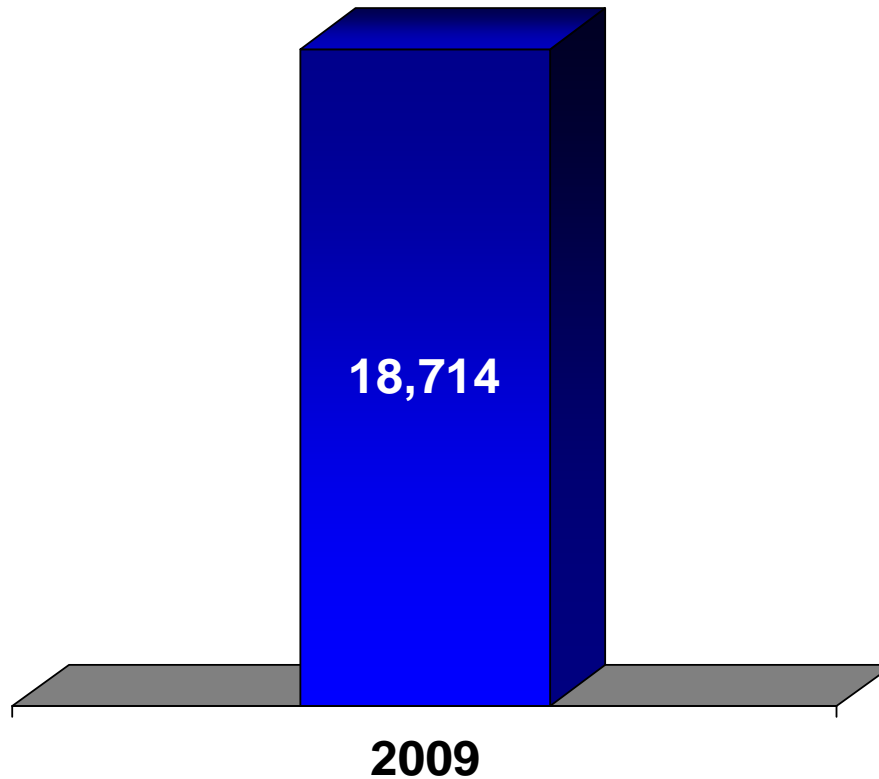


## **Public L. No. 111-117, Consolidated Appropriations Act of 2010, Sec. 516**

**(1) Firearm traces are designed to assist law enforcement authorities in conducting investigations by tracking the sale and possession of specific firearms. Law enforcement agencies may request firearms traces for any reason, and those reasons are not necessarily reported to the Federal Government. Not all firearms used in crime are traced and not all firearms traced are used in crime.**

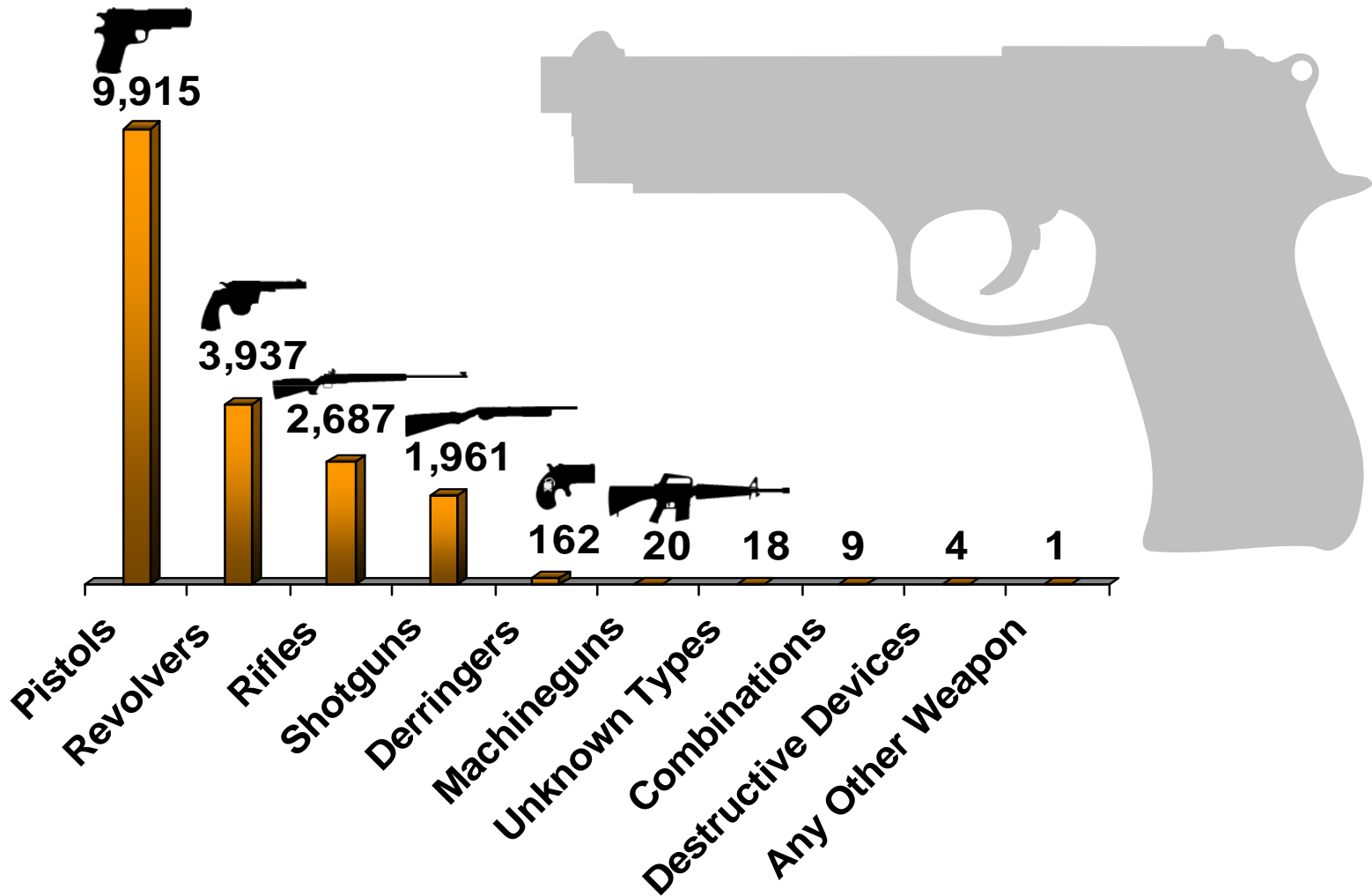
**(2) Firearms selected for tracing are not chosen for purposes of determining which types, makes or models of firearms are used for illicit purposes. The firearms selected do not constitute a random sample and should not be considered representative of the larger universe of all firearms used by criminals, or any subset of that universe. Firearms are normally traced to the first retail seller, and sources reported for firearms traced do not necessarily represent the sources or methods by which firearms in general are acquired for use in crime.**

# ***Total Number of Firearms Recovered and Traced in Florida by Calendar Year***



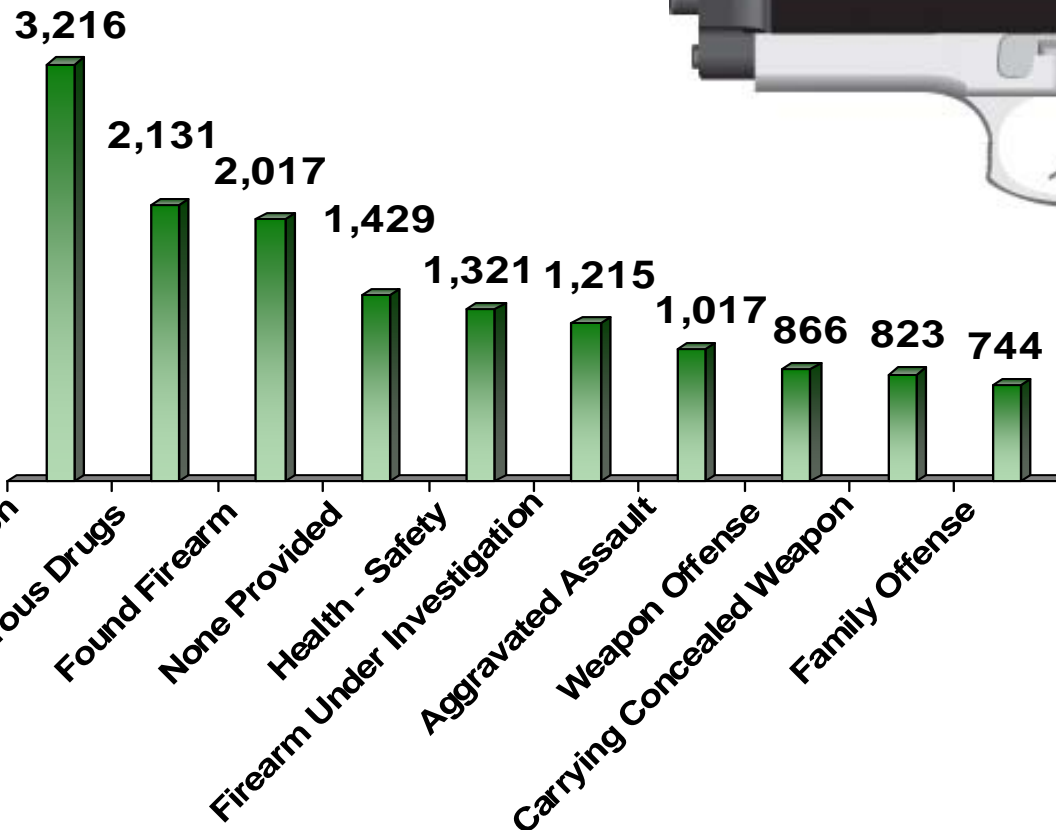
# Firearm Types with a Florida Recovery

January 1, 2009 – December 31, 2009



# Top Categories Reported on Firearm Traces with a Florida Recovery

January 1, 2009 – December 31, 2009

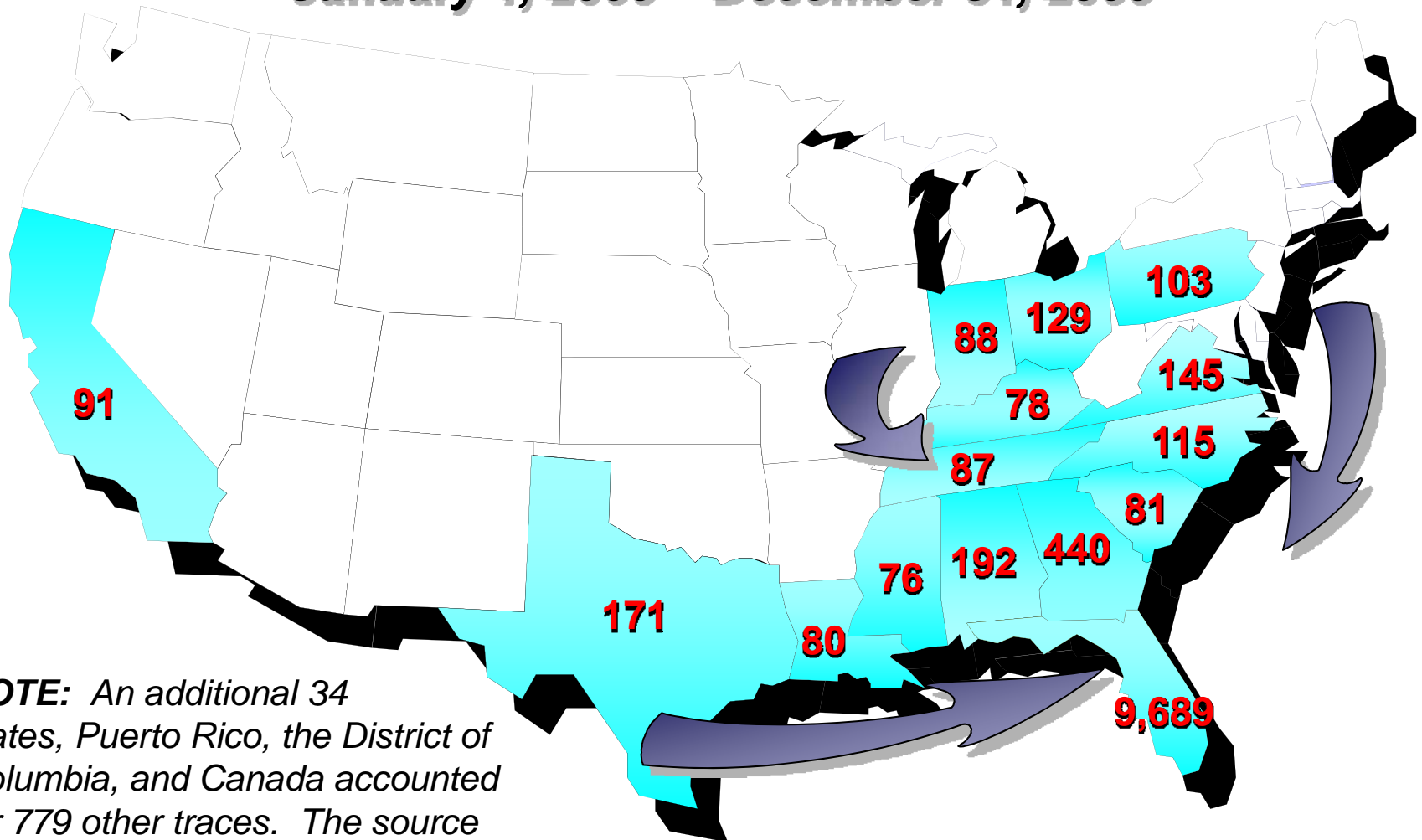


\* A homicide-related category was reported on 721 traces.

**NOTE:** There were 3,935 additional traces that were associated with other categories.

# Top 15 **Source** States for Firearms with a Florida Recovery

January 1, 2009 – December 31, 2009

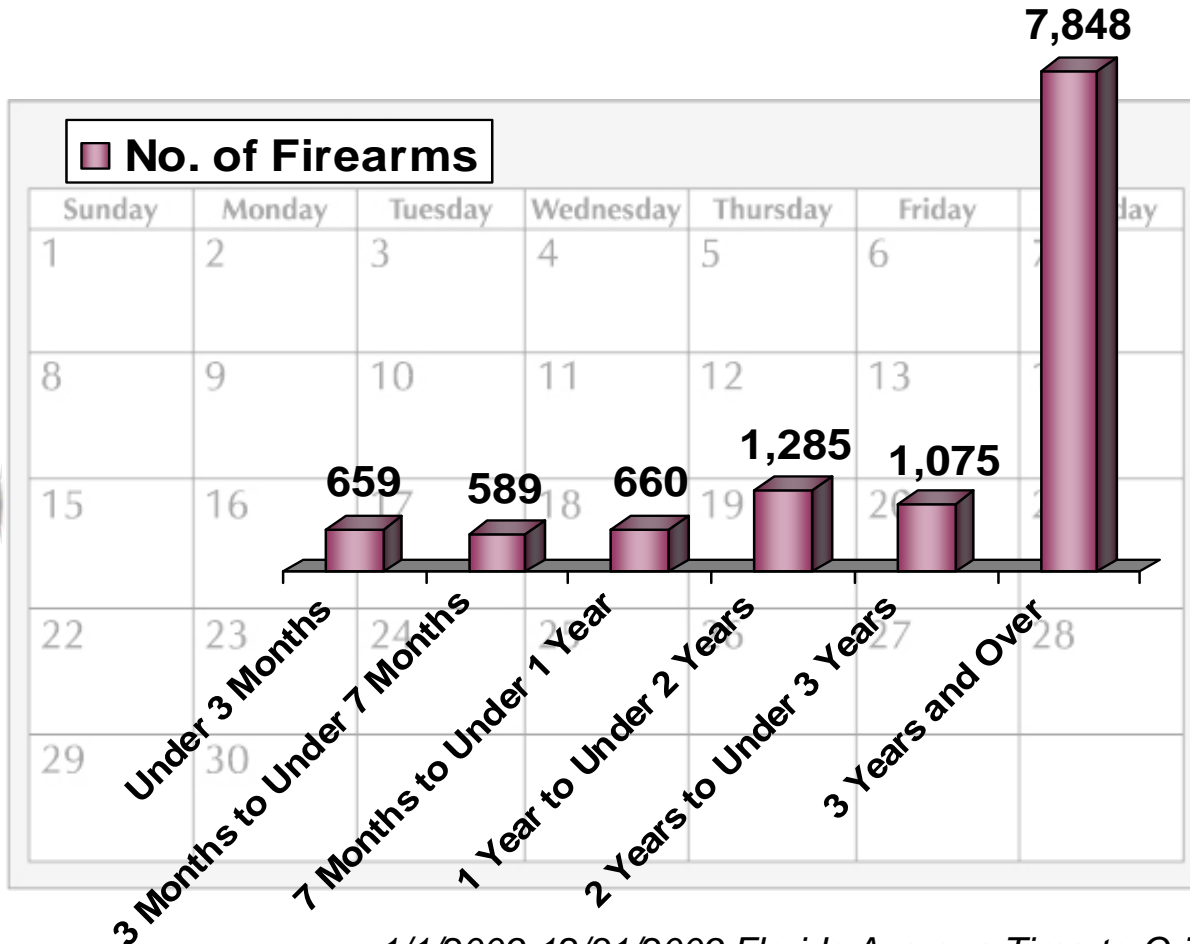


**NOTE:** An additional 34 states, Puerto Rico, the District of Columbia, and Canada accounted for 779 other traces. The source state was identified in 12,344 total traces.

Bureau of Alcohol, Tobacco, Firearms and Explosives, Office of Strategic Intelligence and Information

# Time-To-Crime Rates for Firearms with a Florida Recovery

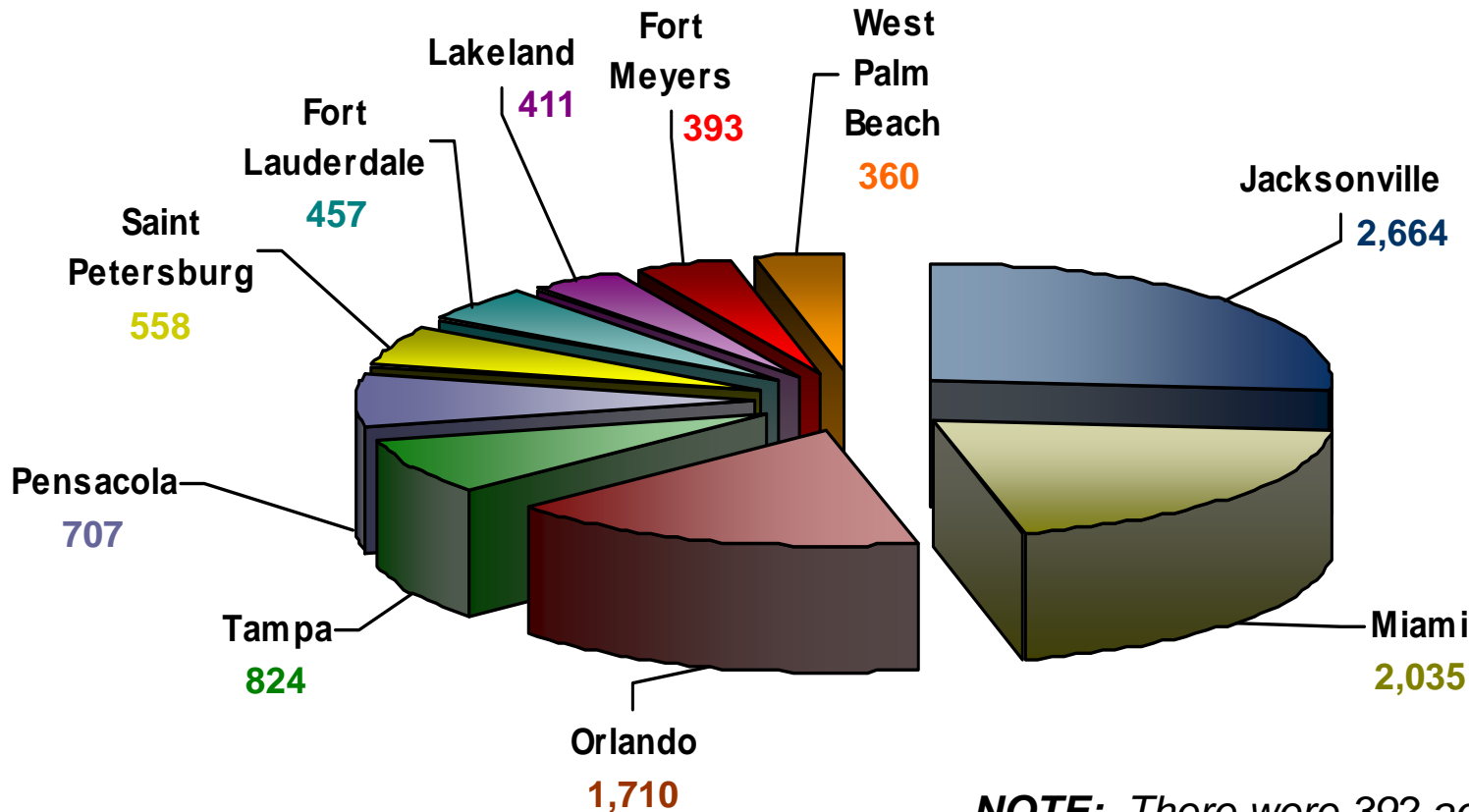
January 1, 2009 – December 31, 2009



1/1/2009-12/31/2009 Florida Average Time-to-Crime: **9.78 Years**  
 1/1/2009-12/31/2009 National Average Time-to-Crime: **10.77 Years**

# Top Recovery Cities for Firearms with a Florida Recovery

January 1, 2009 – December 31, 2009



**NOTE:** There were 392 additional municipalities that accounted for 8,509 other traces. The recovery city could not be determined for 86 traces.



# ***Analytical Criteria Used to Compile the Enclosed Statistics***

## **● Total Number of Firearms Recovered and Traced**

- Includes traces with a recovery state of Florida. Traces in which the recovery state was not provided were included when the requesting agency state was equal to Florida.
- Includes Firearms Recovered and Traced between 1/1/2009 – 12/31/2009, or, if the recovery date was blank, the trace entry date was between 1/1/2009 – 12/31/2009.
- Duplicate traces, Firearms Not Recovered, Gun Buyback and Firearms Turned In are not included in this figure.
- Data was extracted from the Firearms Tracing System (FTS) on March 9, 2010.
- All traces may not have been submitted or completed at the time of this study.

## **● Firearm Types with a Florida Recovery**

- Includes same criteria as Total Number of Firearms Recovered and Traced.

## **● Top Categories Reported on Firearm Traces with a Florida Recovery**

- Includes same criteria as Total Number of Firearms Recovered and Traced.

## **● Top Source States for Firearms with a Florida Recovery**

- Includes same criteria as Total Number of Firearms Recovered and Traced.
- Traces must identify a purchaser and the state in which the final dealer is located.

## **● Time-to-Crime Rates for Firearms with a Florida Recovery**

- Includes same criteria as Total Number of Firearms Recovered and Traced.
- Traces must identify a purchaser.
- Time-to-Crime was calculated for those traces in which the purchase date could be subtracted from the recovery date.

## **● Top Recovery Cities for Firearms with a Florida Recovery**

- Includes same criteria as Total Number of Firearms Recovered and Traced.
- Includes traces with a recovery city, or, if the recovery city was not provided, the requesting agency had jurisdiction only within that city.