

1140-0043

223

Justification

1c. Special Instructions

Part II - Crime Code Information

2a. NCIC Crime Code**:

2b. Project Code, Project Title, or other Initiative (If you wish to obtain information from the ATF National Training Center)**:

Part III - ATF Agent Requesting Trace

3a. Organization Code*

3b. Phone Number:
Fax Number:
E-Mail:

3d. Badge Number

3e. ATF Case Number

3f. Field Office

Part IV - Other Agency Requesting Trace

4a. ORI Number*

4b. Phone Number:
Fax Number:
E-Mail:

4c. Other Agency Office

4e. Other Agency Case Number

4f. Department/Unit

4g. Mailing Address

Part V - Firearms Information

5a. Serial Number* (From Frame or Receiver) (If yes, complete) (If no, complete) (If yes, complete) (If no, complete)

5b. Type*

5c. Caliber*

5d. Country of Origin* (Importer required if other than U.S.)

5e. Importer*

5f. Additional Markings

Part VI - Possessor Information

6a. Name (Last, First, Middle, Suffix)

6b. Alias (If given) (Last, First, Middle, Suffix)

6c. Alias Date of Birth

6d. Height

6e. Weight

6f. Sex

6g. Race (Check one only)
 American Indian or Alaskan Native
 Black or African American
 Native Hawaiian or Other Pacific Islander
 Other (Specify)

6h. Address - Route Number

6i. Apt. Number

6j. Street No.

6k. Direction

6l. Street Name

6m. City

6n. County

6o. State

6p. Zip Code (Nine Digit Number)

6q. Country

6r. Date of Birth

6s. Place of Birth

6t. Possessor's ID Number

6u. ID Type/State



Hawaii

Department of Justice
Bureau of Alcohol, Tobacco,
Firearms and Explosives
 Office of Strategic Intelligence and Information
 Data Source: Firearms Tracing System

January 1, 2009 – December 31, 2009



ATF Firearms Trace Data Disclaimer

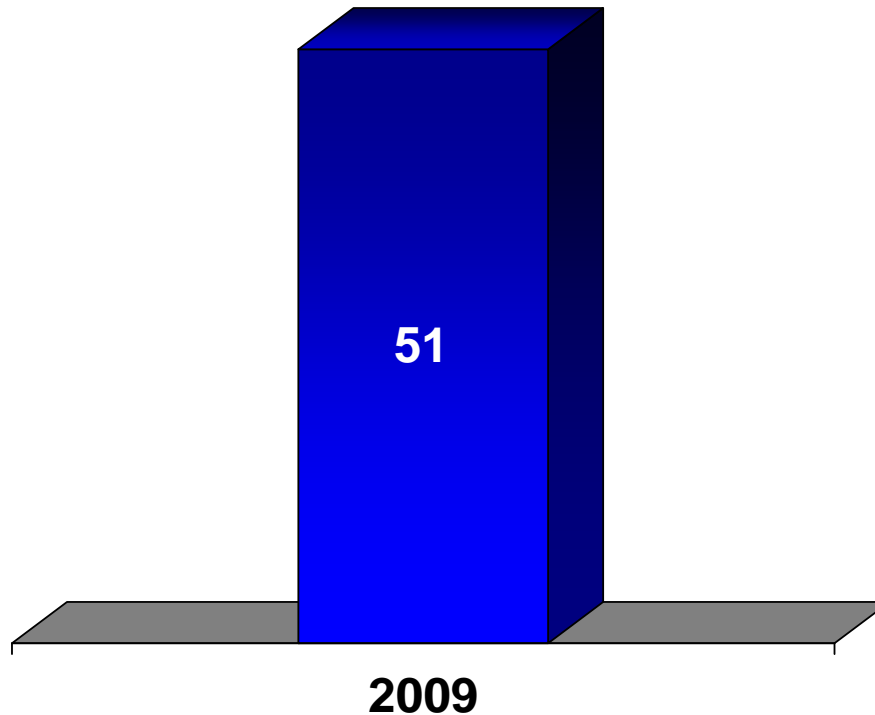


Public L. No. 111-117, Consolidated Appropriations Act of 2010, Sec. 516

(1) Firearm traces are designed to assist law enforcement authorities in conducting investigations by tracking the sale and possession of specific firearms. Law enforcement agencies may request firearms traces for any reason, and those reasons are not necessarily reported to the Federal Government. Not all firearms used in crime are traced and not all firearms traced are used in crime.

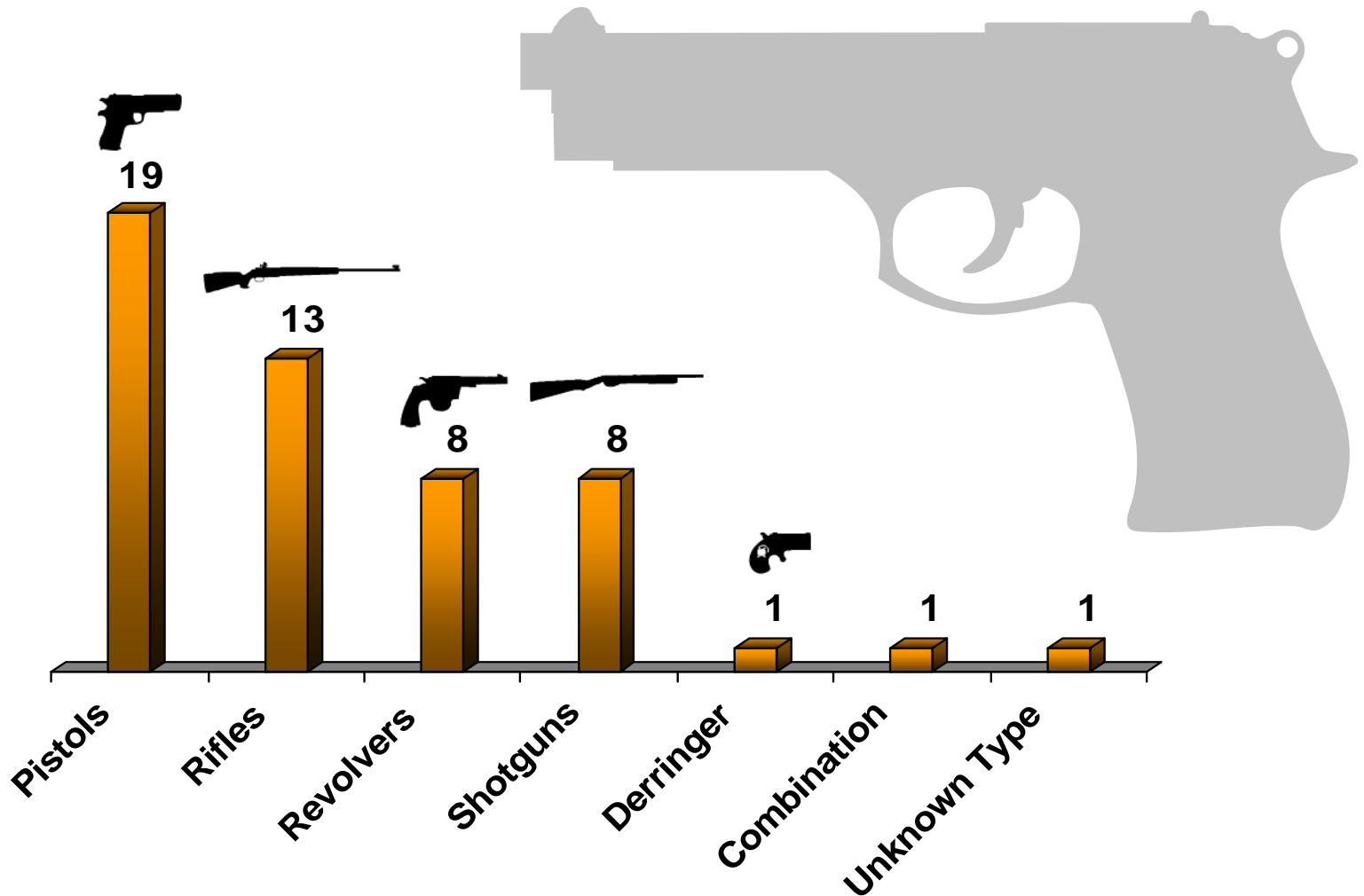
(2) Firearms selected for tracing are not chosen for purposes of determining which types, makes or models of firearms are used for illicit purposes. The firearms selected do not constitute a random sample and should not be considered representative of the larger universe of all firearms used by criminals, or any subset of that universe. Firearms are normally traced to the first retail seller, and sources reported for firearms traced do not necessarily represent the sources or methods by which firearms in general are acquired for use in crime.

Total Number of Firearms Recovered and Traced in Hawaii by Calendar Year



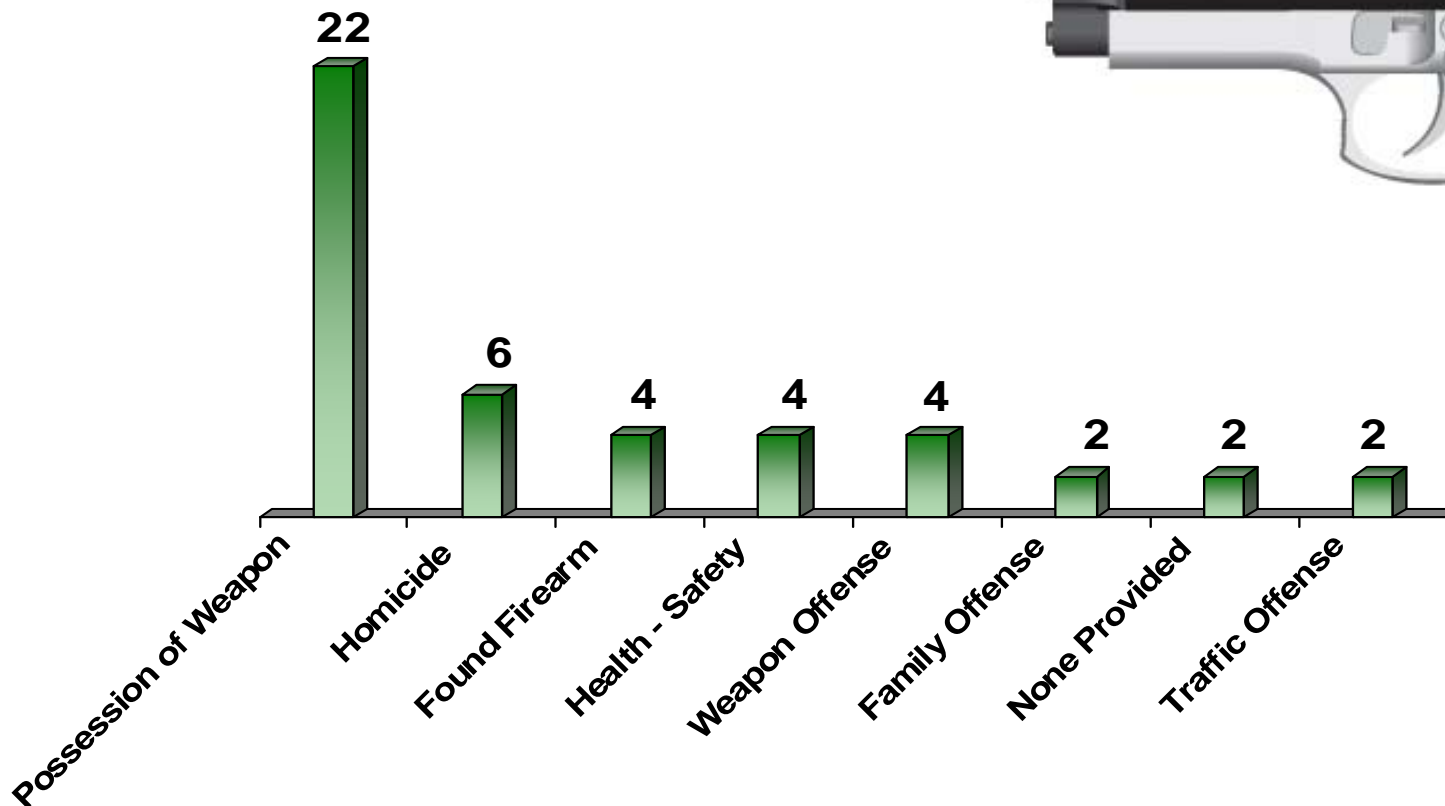
Firearm Types with a Hawaii Recovery

January 1, 2009 – December 31, 2009



Categories Reported on Firearm Traces with a Hawaii Recovery

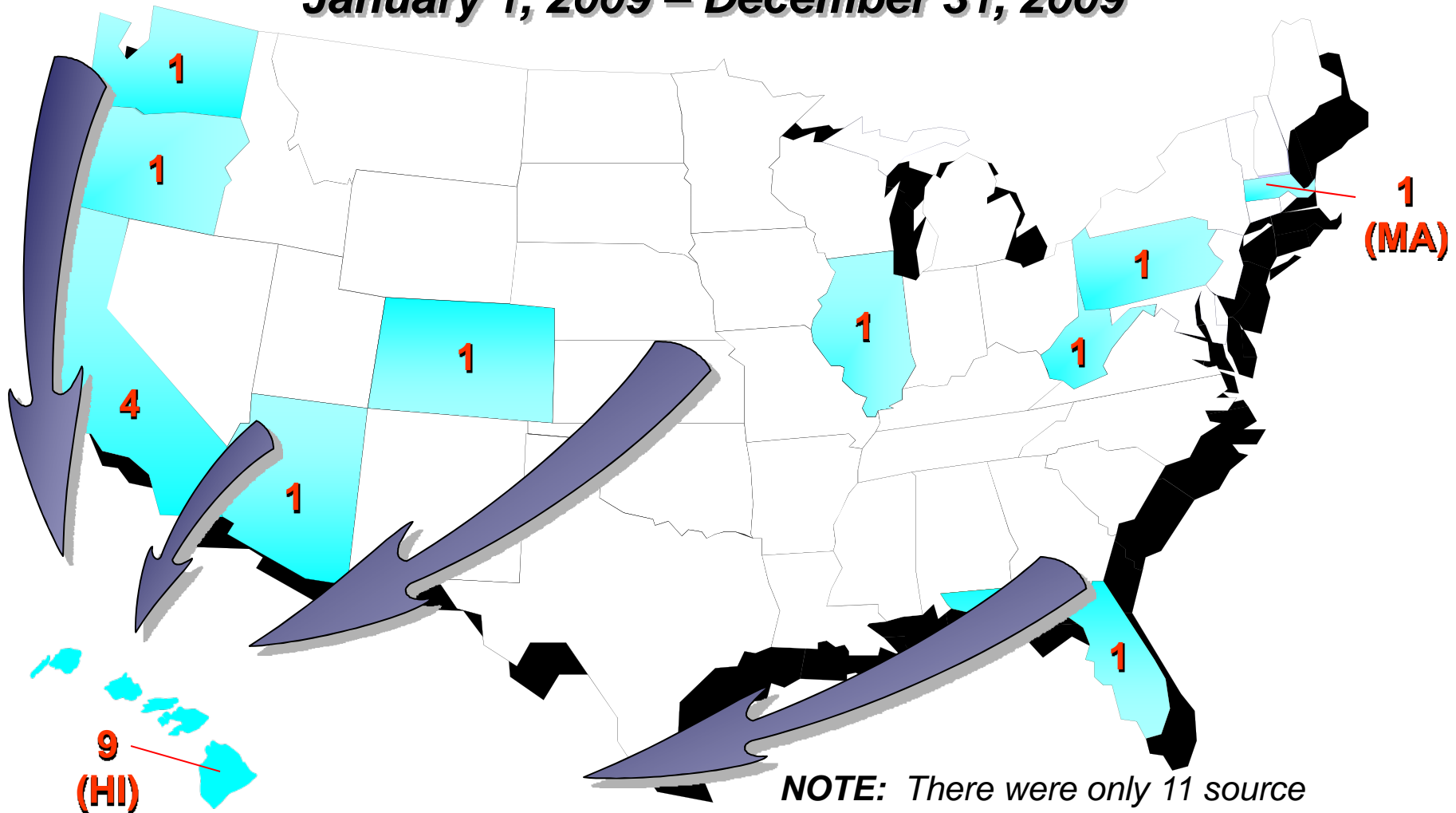
January 1, 2009 – December 31, 2009



NOTE: There were five additional traces that were associated with other categories.

Top 15 **Source** States for Firearms with a Hawaii Recovery

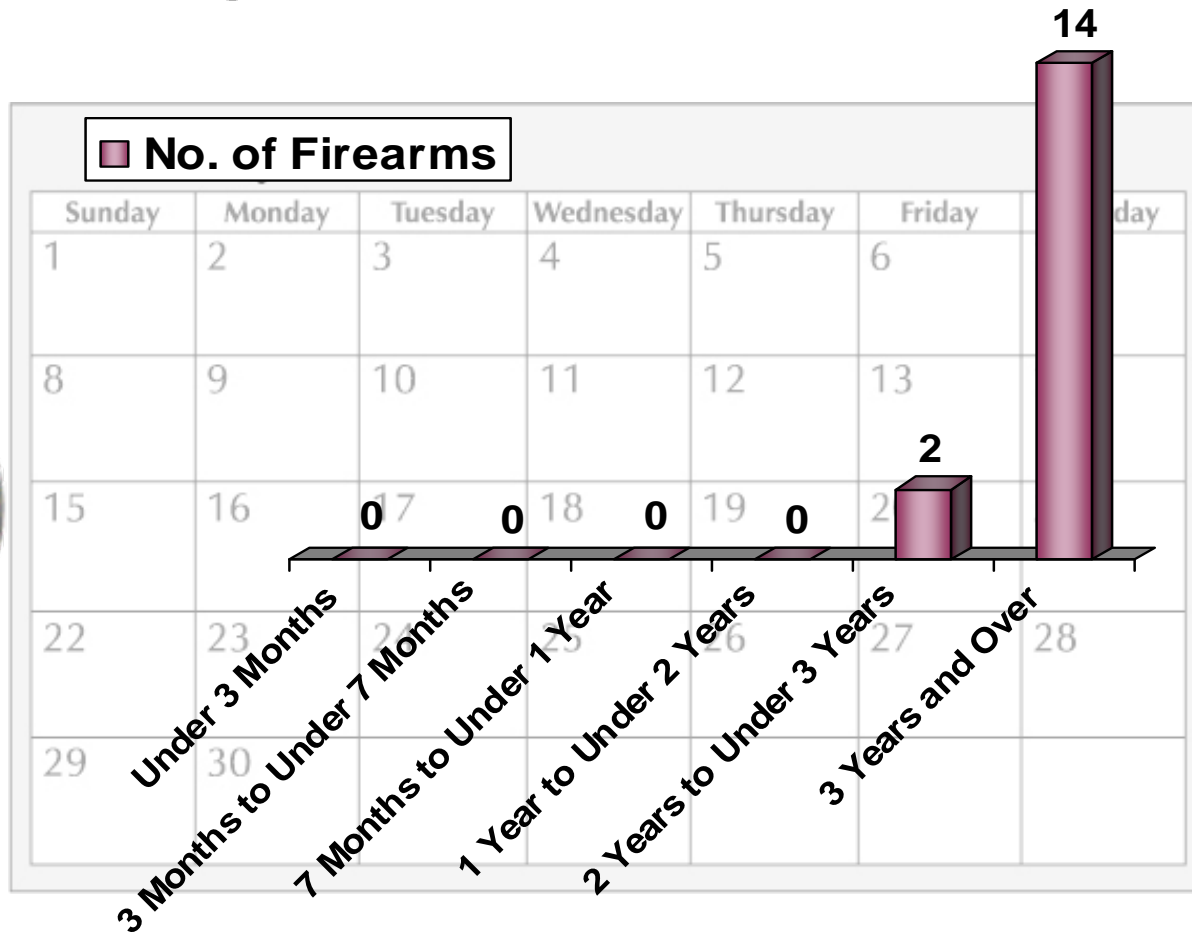
January 1, 2009 – December 31, 2009



NOTE: There were only 11 source states identified in 22 total traces.

Time-To-Crime Rates for Firearms with a Hawaii Recovery

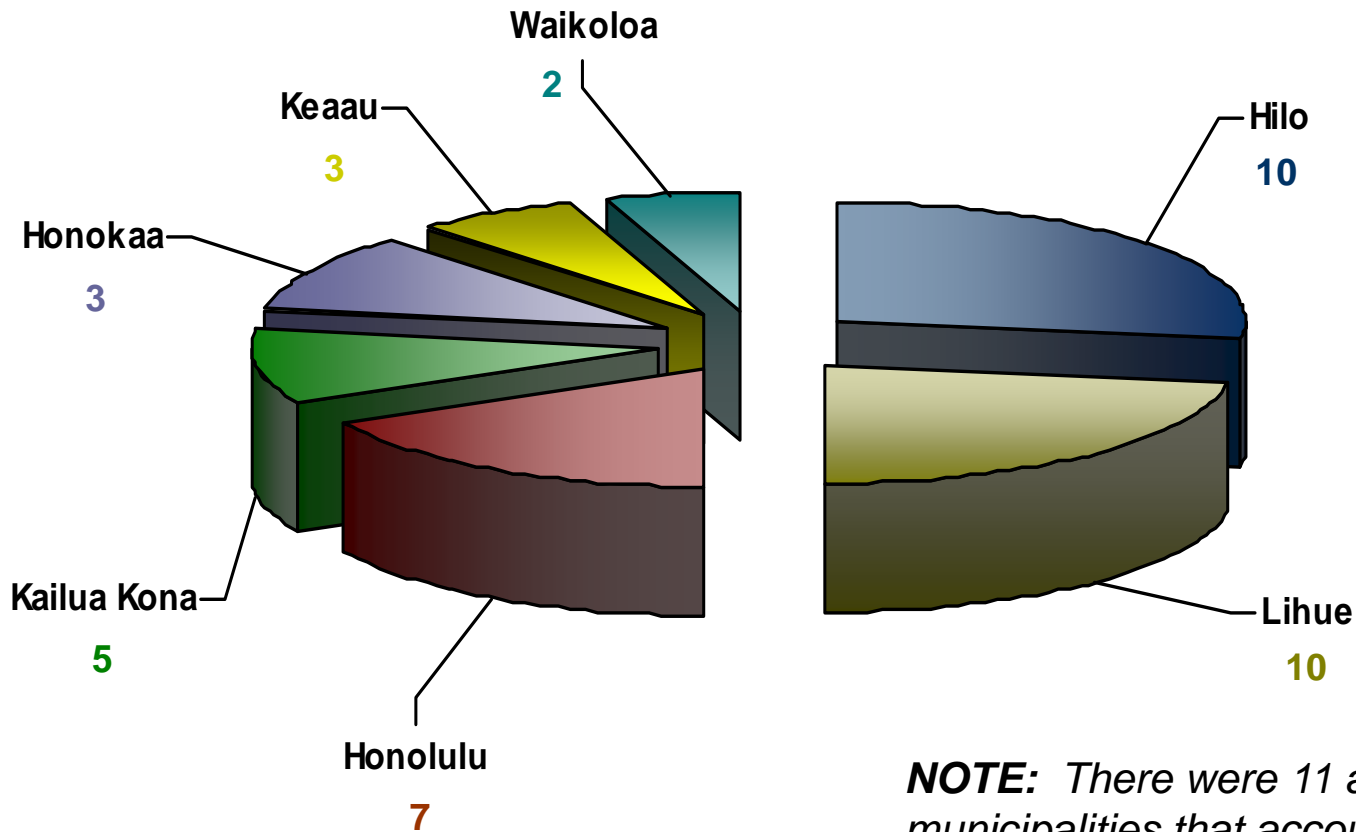
January 1, 2009 – December 31, 2009



1/1/2009-12/31/2009 Hawaii Average Time-to-Crime: **15.07 Years**
 1/1/2009-12/31/2009 National Average Time-to-Crime: **10.77 Years**

Top Recovery Cities for Firearms with a Hawaii Recovery

January 1, 2009 – December 31, 2009



NOTE: There were 11 additional municipalities that accounted for 11 other traces.

Analytical Criteria Used to Compile the Enclosed Statistics

● Total Number of Firearms Recovered and Traced

- Includes traces with a recovery state of Hawaii. Traces in which the recovery state was not provided were included when the requesting agency state was equal to Hawaii.
- Includes Firearms Recovered and Traced between 1/1/2009 – 12/31/2009, or, if the recovery date was blank, the trace entry date was between 1/1/2009 – 12/31/2009.
- Duplicate traces, Firearms Not Recovered, Gun Buyback and Firearms Turned In are not included in this figure.
- Data was extracted from the Firearms Tracing System (FTS) on March 9, 2010.
- All traces may not have been submitted or completed at the time of this study.

● Firearm Types with a Hawaii Recovery

- Includes same criteria as Total Number of Firearms Recovered and Traced.

● Top Categories Reported on Firearm Traces with a Hawaii Recovery

- Includes same criteria as Total Number of Firearms Recovered and Traced.

● Top Source States for Firearms with a Hawaii Recovery

- Includes same criteria as Total Number of Firearms Recovered and Traced.
- Traces must identify a purchaser and the state in which the final dealer is located.

● Time-to-Crime Rates for Firearms with a Hawaii Recovery

- Includes same criteria as Total Number of Firearms Recovered and Traced.
- Traces must identify a purchaser.
- Time-to-Crime was calculated for those traces in which the purchase date could be subtracted from the recovery date.

● Top Recovery Cities for Firearms with a Hawaii Recovery

- Includes same criteria as Total Number of Firearms Recovered and Traced.
- Includes traces with a recovery city, or, if the recovery city was not provided, the requesting agency had jurisdiction only within that city.