



# California

**Department of Justice  
Bureau of Alcohol, Tobacco,  
Firearms and Explosives**

Office of Strategic Intelligence and Information  
Data Source: Firearms Tracing System (FTS)

***January 1, 2008 – December 31, 2008***



# ***ATF Firearms Trace Data Disclaimer***

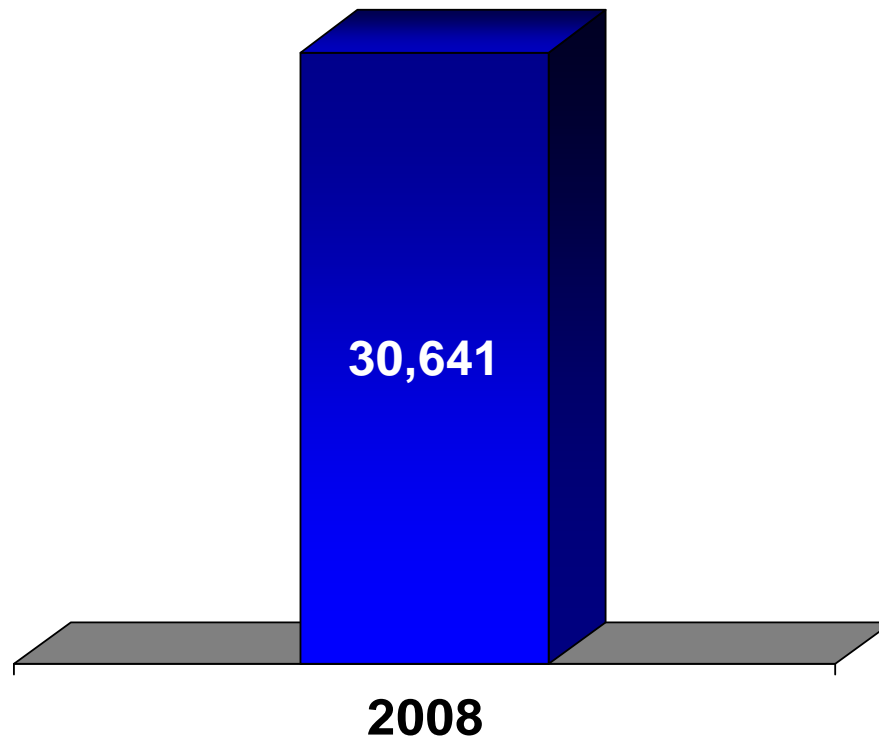


## **Public L. No. 110-161, Consolidated Appropriations Act of 2008, Sec. 518**

**(1) Firearm traces are designed to assist law enforcement authorities in conducting investigations by tracking the sale and possession of specific firearms. Law enforcement agencies may request firearms traces for any reason, and those reasons are not necessarily reported to the Federal Government. Not all firearms used in crime are traced and not all firearms traced are used in crime.**

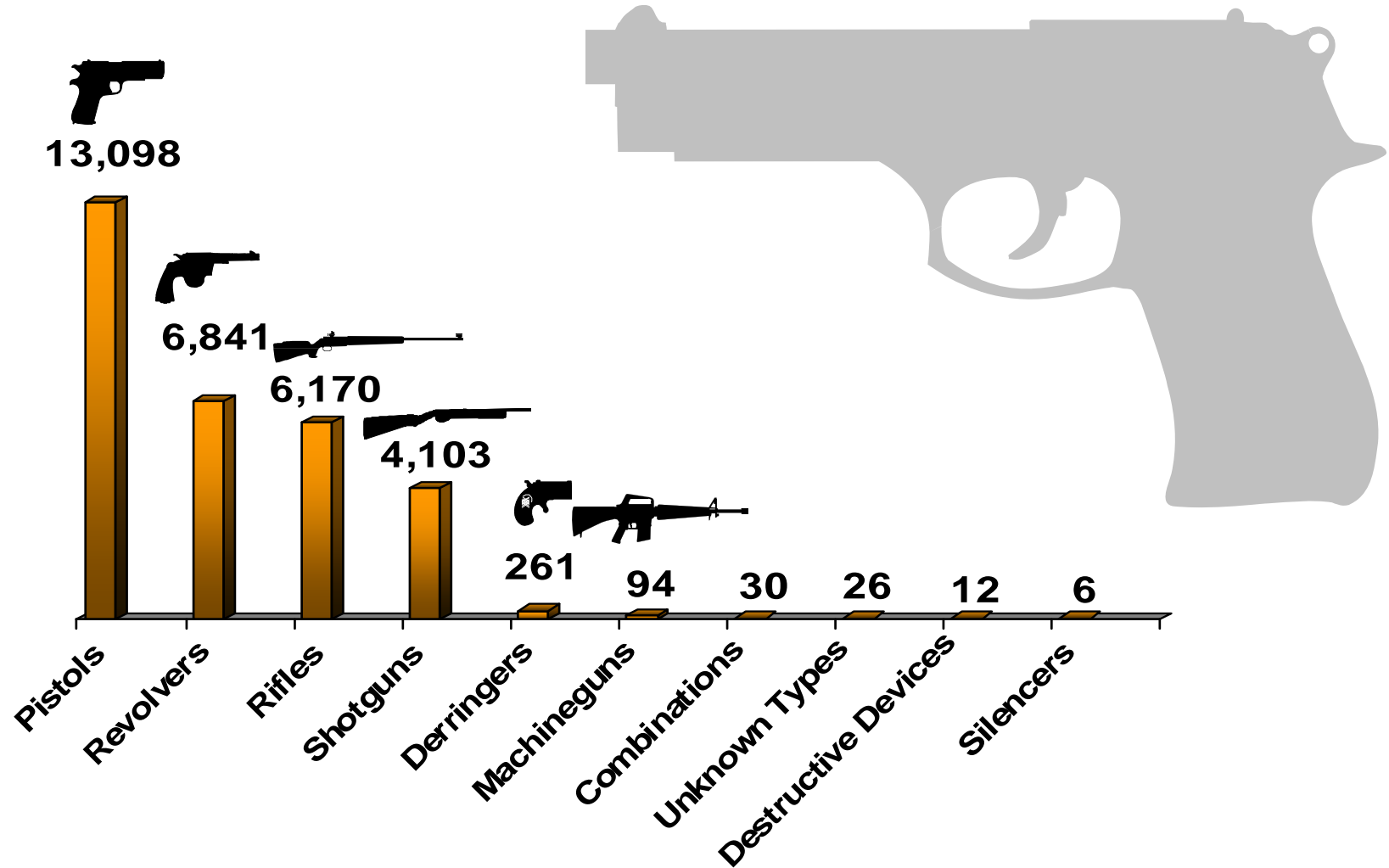
**(2) Firearms selected for tracing are not chosen for purposes of determining which types, makes or models of firearms are used for illicit purposes. The firearms selected do not constitute a random sample and should not be considered representative of the larger universe of all firearms used by criminals, or any subset of that universe. Firearms are normally traced to the first retail seller, and sources reported for firearms traced do not necessarily represent the sources or methods by which firearms in general are acquired for use in crime.**

# ***Total Number of Firearms Recovered and Traced in California by Calendar Year***

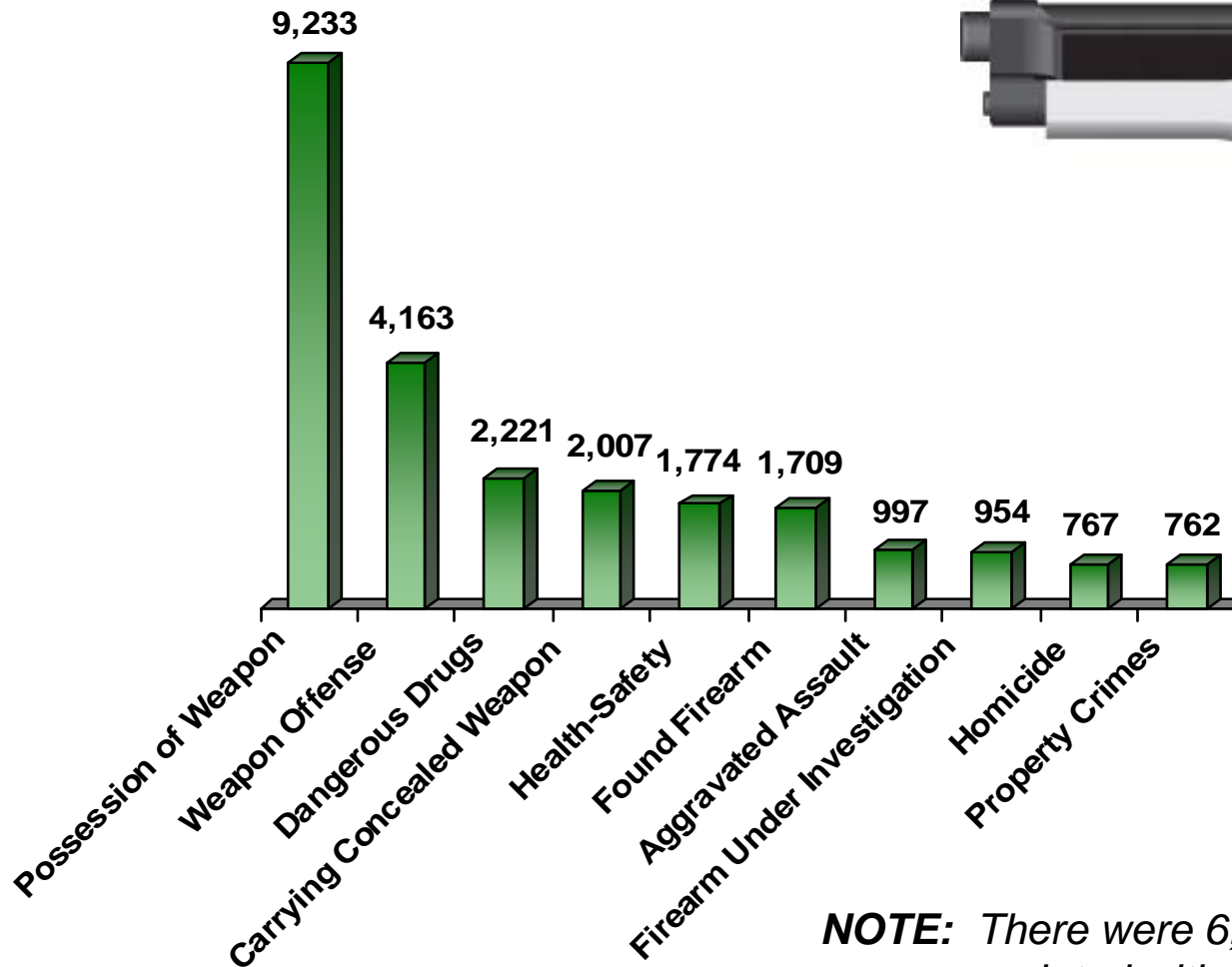


# ***Firearm Types with a California Recovery***

***January 1, 2008 – December 31, 2008***



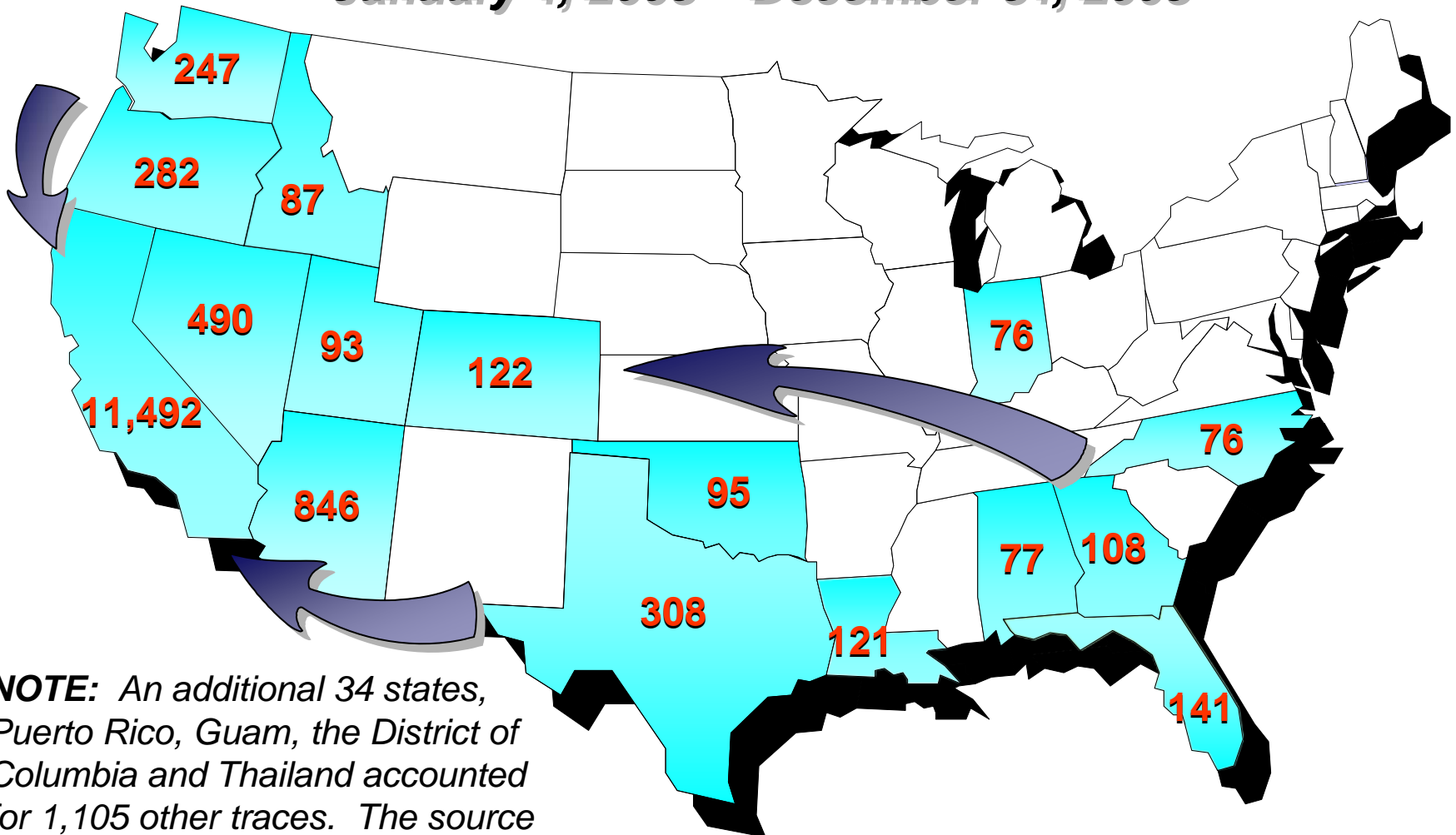
# ***Top Categories Reported on Firearm Traces with a California Recovery January 1, 2008 – December 31, 2008***



**NOTE:** *There were 6,054 additional traces that were associated with other categories.*

# Top 15 **Source** States for Firearms with a California Recovery

January 1, 2008 – December 31, 2008

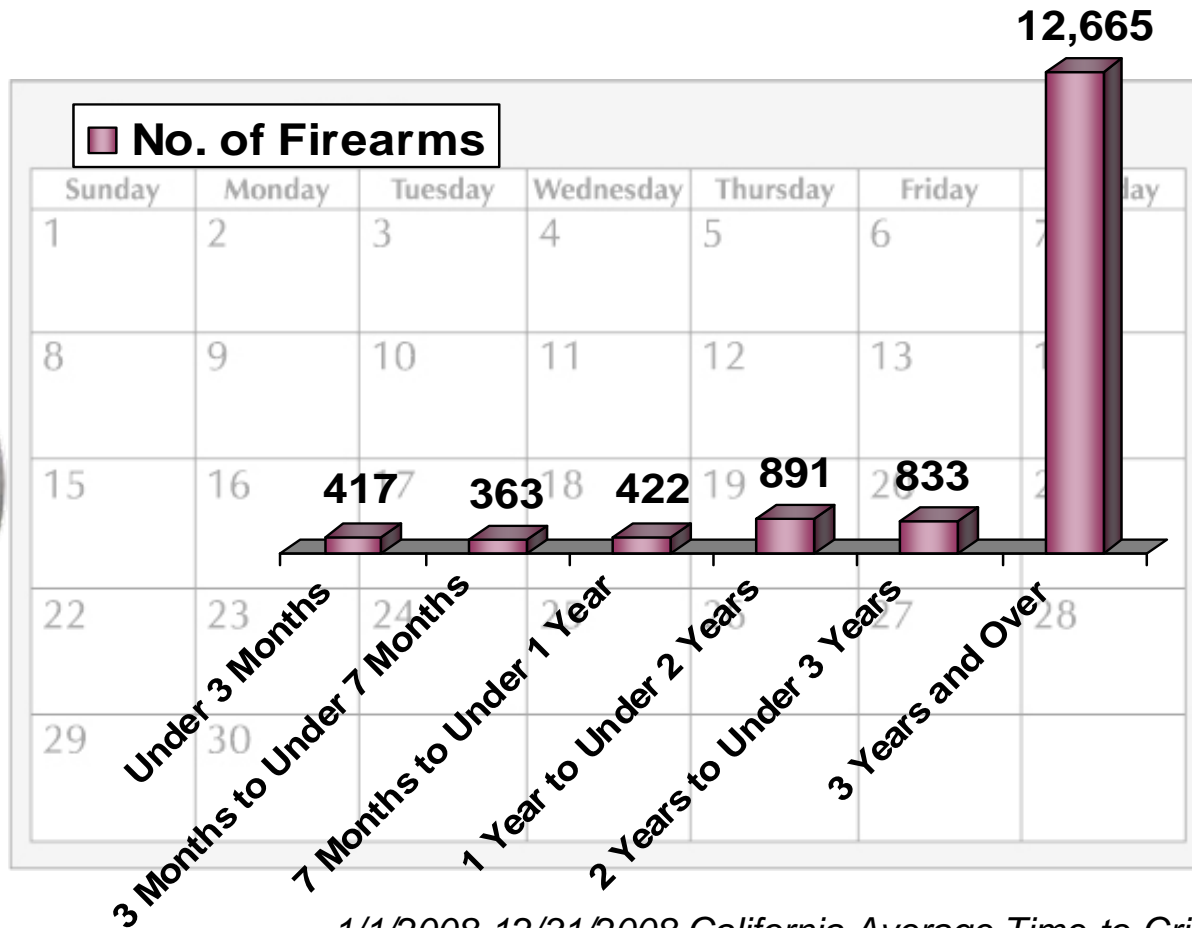


**NOTE:** An additional 34 states, Puerto Rico, Guam, the District of Columbia and Thailand accounted for 1,105 other traces. The source state was identified in 15,766 total traces.

\*There were 2 states tied with 76 traces each.

# ***Time-To-Crime Rates for Firearms with a California Recovery***

***January 1, 2008 – December 31, 2008***

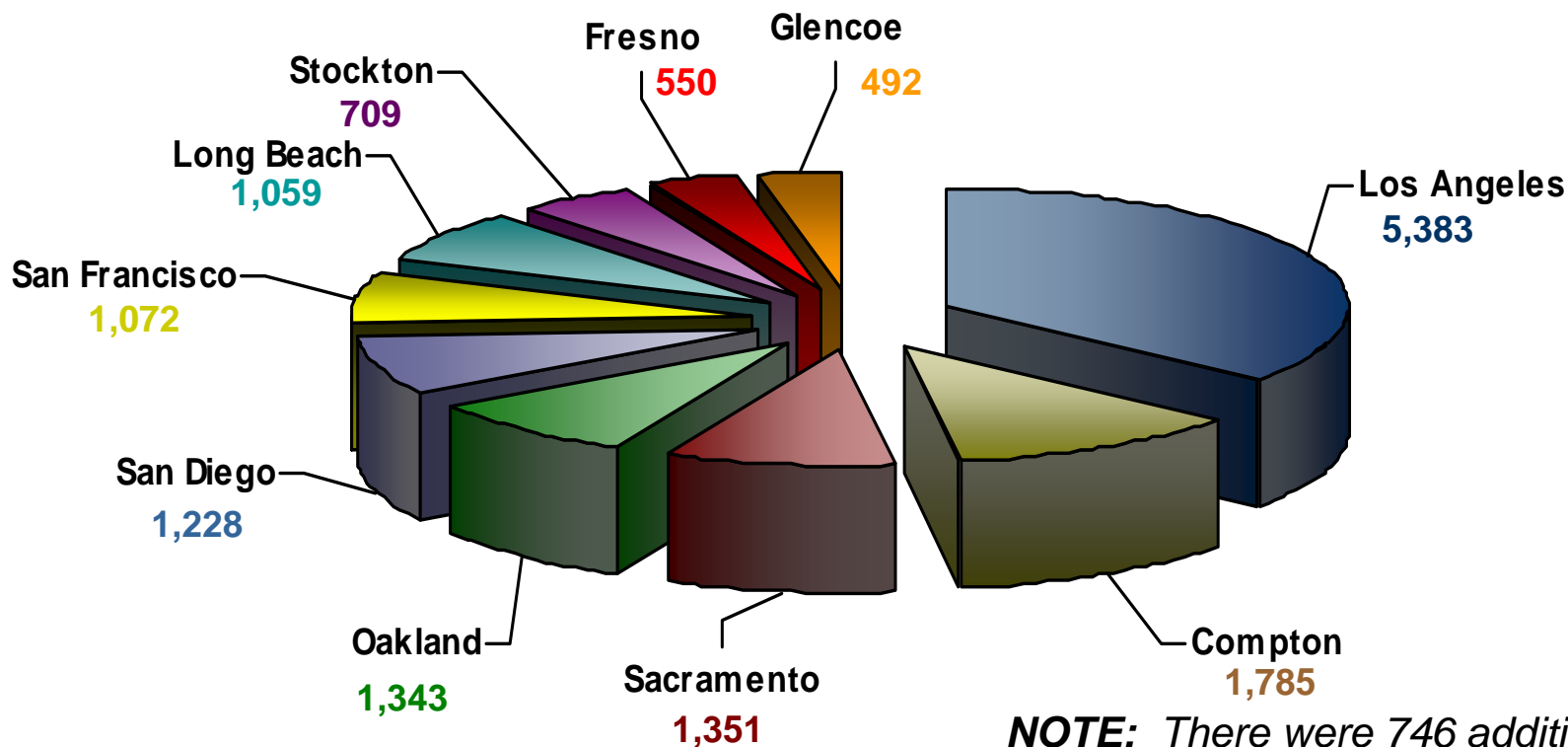


*1/1/2008-12/31/2008 California Average Time-to-Crime: 13.37 Years*

*1/1/2008-12/31/2008 National Average Time-to-Crime: 10.39 Years*

# Top Recovery Cities for Firearms with a California Recovery

January 1, 2008 – December 31, 2008



**NOTE:** There were 746 additional municipalities that accounted for 15,524 other traces. The recovery city could not be determined for 145 traces.



# ***Analytical Criteria Used to Compile the Enclosed Statistics***

## **● Total Number of Firearms Recovered and Traced**

- Includes traces with a recovery state of California. Traces in which the recovery state was not provided were included when the requesting agency state was equal to California.
- Includes Firearms Recovered and Traced between 1/1/2008 – 12/31/2008, or, if the recovery date was blank, the trace entry date was between 1/1/2008 – 12/31/2008.
- Duplicate traces, Firearms Not Recovered, Gun Buyback and Firearms Turned In are not included in this figure.
- Data was extracted from the Firearms Tracing System (FTS) on May 19, 2009.

## **● Firearm Types with a California Recovery**

- Includes same criteria as Total Number of Firearms Recovered and Traced.

## **● Top Categories Reported on Firearm Traces with a California Recovery**

- Includes same criteria as Total Number of Firearms Recovered and Traced.

## **● Top Source States for Firearms with a California Recovery**

- Includes same criteria as Total Number of Firearms Recovered and Traced.
- Traces must identify a purchaser and the state in which the final dealer is located.

## **● Time-to-Crime Rates for Firearms with a California Recovery**

- Includes same criteria as Total Number of Firearms Recovered and Traced.
- Traces must identify a purchaser.
- Time-to-Crime was calculated for those traces in which the purchase date could be subtracted from the recovery date.

## **● Top Recovery Cities for Firearms with a California Recovery**

- Includes same criteria as Total Number of Firearms Recovered and Traced.
- Includes traces with a recovery city, or, if the recovery city was not provided, the requesting agency had jurisdiction only within that city.