



# ATF

# Hawaii

**Department of Justice  
Bureau of Alcohol, Tobacco,  
Firearms and Explosives**

Office of Strategic Intelligence and Information  
Data Source: Firearms Tracing System

0043  
23

Justification

1c. Special Instructions

**Part II - Crime Code Information**

2a. NCIC Crime Code\*\* 2b. Project Code, Project Title, or Other Initiative (If you wish to obtain a Branch, ATF National Training Center)\*\*

**Part III - ATF Agent Requesting Trace**

3a. Organization Code\* 3b. Phone Number: Fax Number: E-Mail: 3c. ATF Special Agent

3d. Badge Number 3e. ATF Case Number 3f. Field Office

**Part IV - Agency Requesting Trace**

4a. Agency Name 4b. Phone Number: Fax Number: E-Mail: 4c. Other Agency Officer

4d. Badge Number 4e. Other Agency Case Number 4f. Department/Unit

4g. Mailing Address

**Part V - Firearms Information**

5a. Serial Number\* (From Frame or Receiver) 5b. Part 107, yes, complete  No  5c. Firearms Manufacturer

5d. Type\* 5e. Caliber\* 5f. Model\* 5g. Country of Origin\* (Importer required if other than U.S.)

5h. Importer\* 5i. Additional Markings

**Part VI - Possessor Information**

6a. Name (Last, First, Middle, Suffix)

6b. Alias (If given) (Last, First, Middle, Suffix) 6c. Alias Date of Birth

6d. Height 6e. Weight 6f. Sex 6g. Race (Check one only): American Indian or Alaskan Native  Asian  Black or African American  Hispanic  Native Hawaiian or Other Pacific Islander  White  Other (Specify)

6h. Address Number

6i. Apt. Number 6j. Street No. 6k. Direction 6l. Street Name 6m. City

6n. County 6o. State 6p. Zip Code (Nine Digit Number) 6q. Country

6r. Date of Birth 6s. Place of Birth 6t. Possessor's ID Number 6u. ID Type/State

ATF Form 4470  
Revised 12/2007

**January 1, 2008 – December 31, 2008**

#094859



# ***ATF Firearms Trace Data Disclaimer***

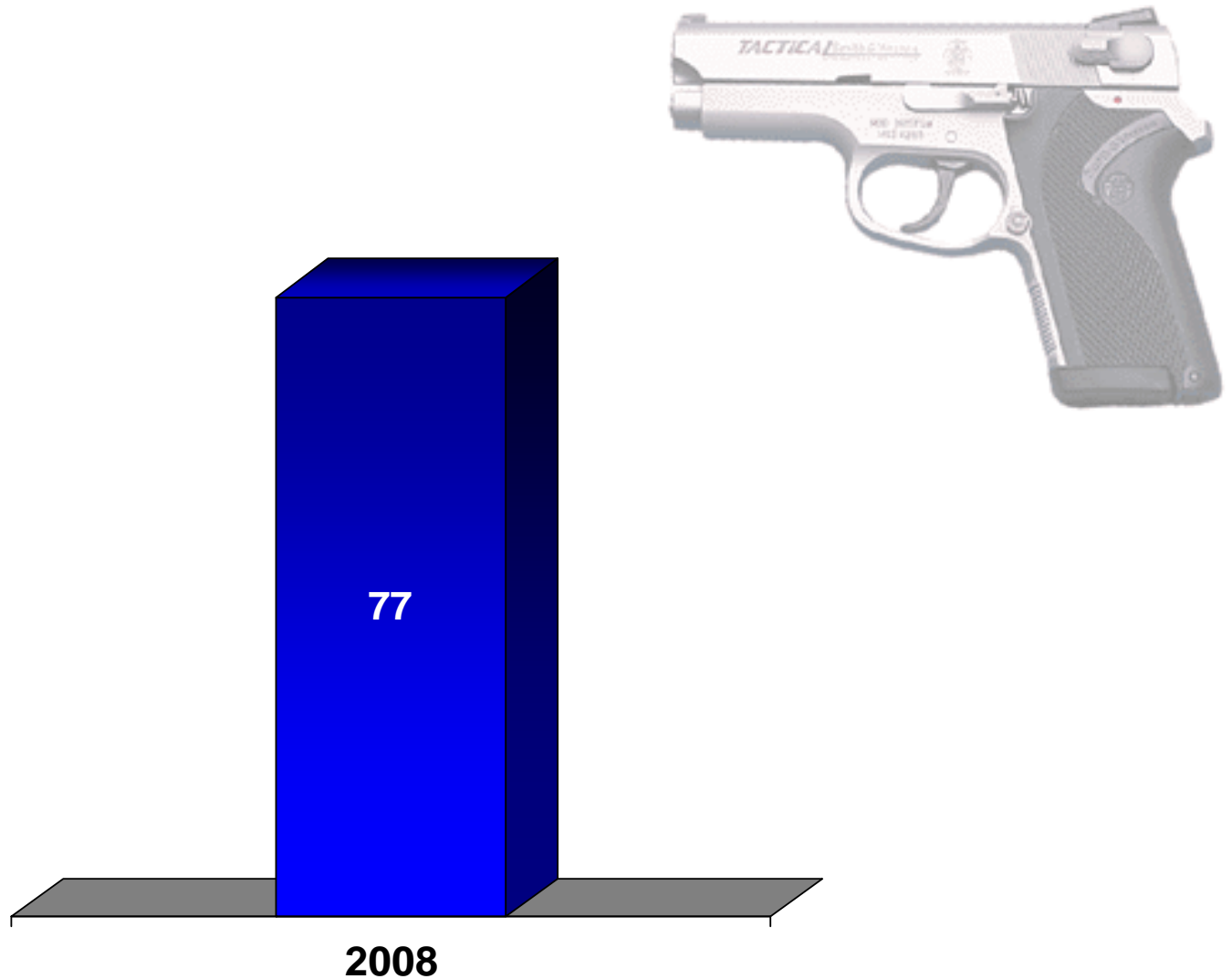


## **Public L. No. 110-161, Consolidated Appropriations Act of 2008, Sec. 518**

**(1) Firearm traces are designed to assist law enforcement authorities in conducting investigations by tracking the sale and possession of specific firearms. Law enforcement agencies may request firearms traces for any reason, and those reasons are not necessarily reported to the Federal Government. Not all firearms used in crime are traced and not all firearms traced are used in crime.**

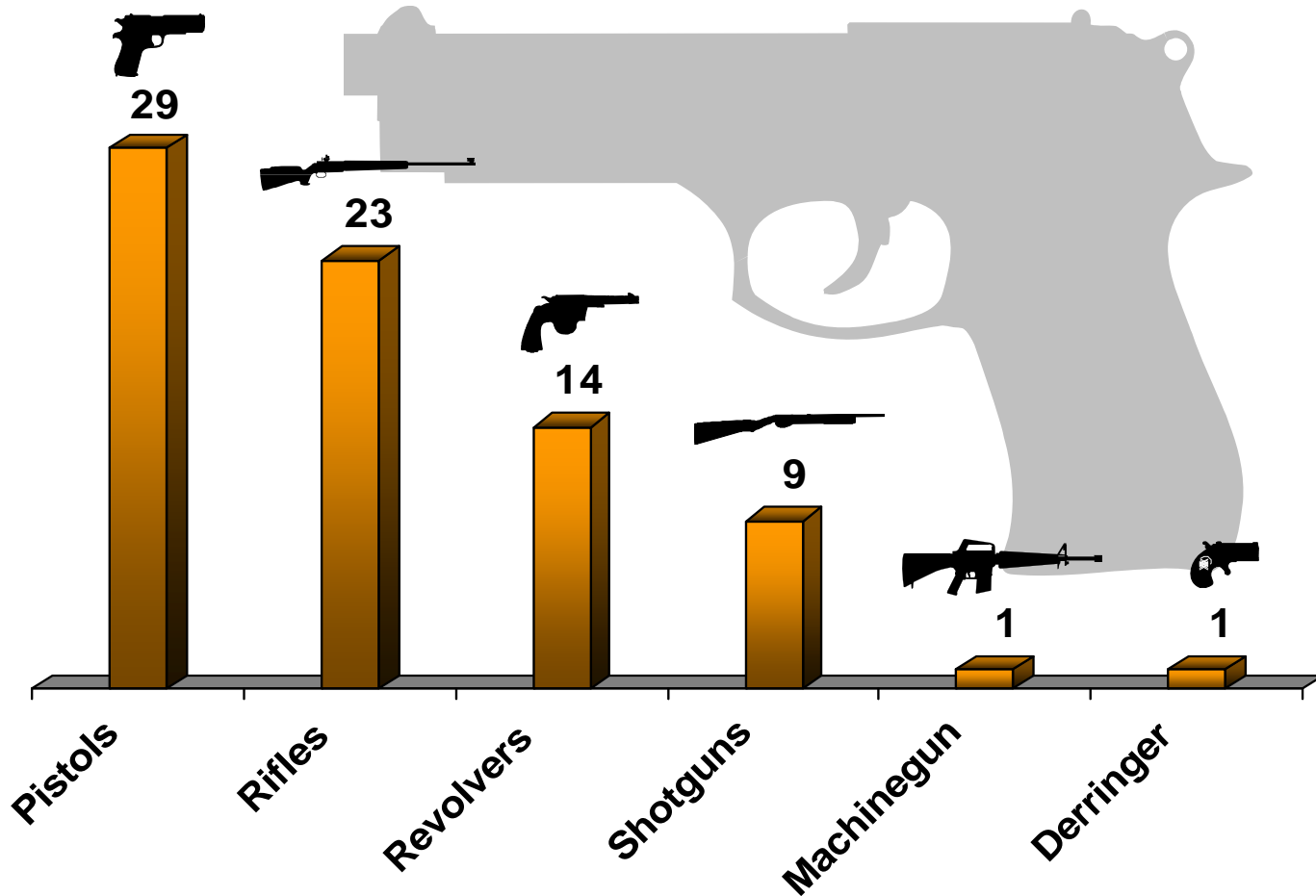
**(2) Firearms selected for tracing are not chosen for purposes of determining which types, makes or models of firearms are used for illicit purposes. The firearms selected do not constitute a random sample and should not be considered representative of the larger universe of all firearms used by criminals, or any subset of that universe. Firearms are normally traced to the first retail seller, and sources reported for firearms traced do not necessarily represent the sources or methods by which firearms in general are acquired for use in crime.**

# ***Total Number of Firearms Recovered and Traced in Hawaii by Calendar Year***



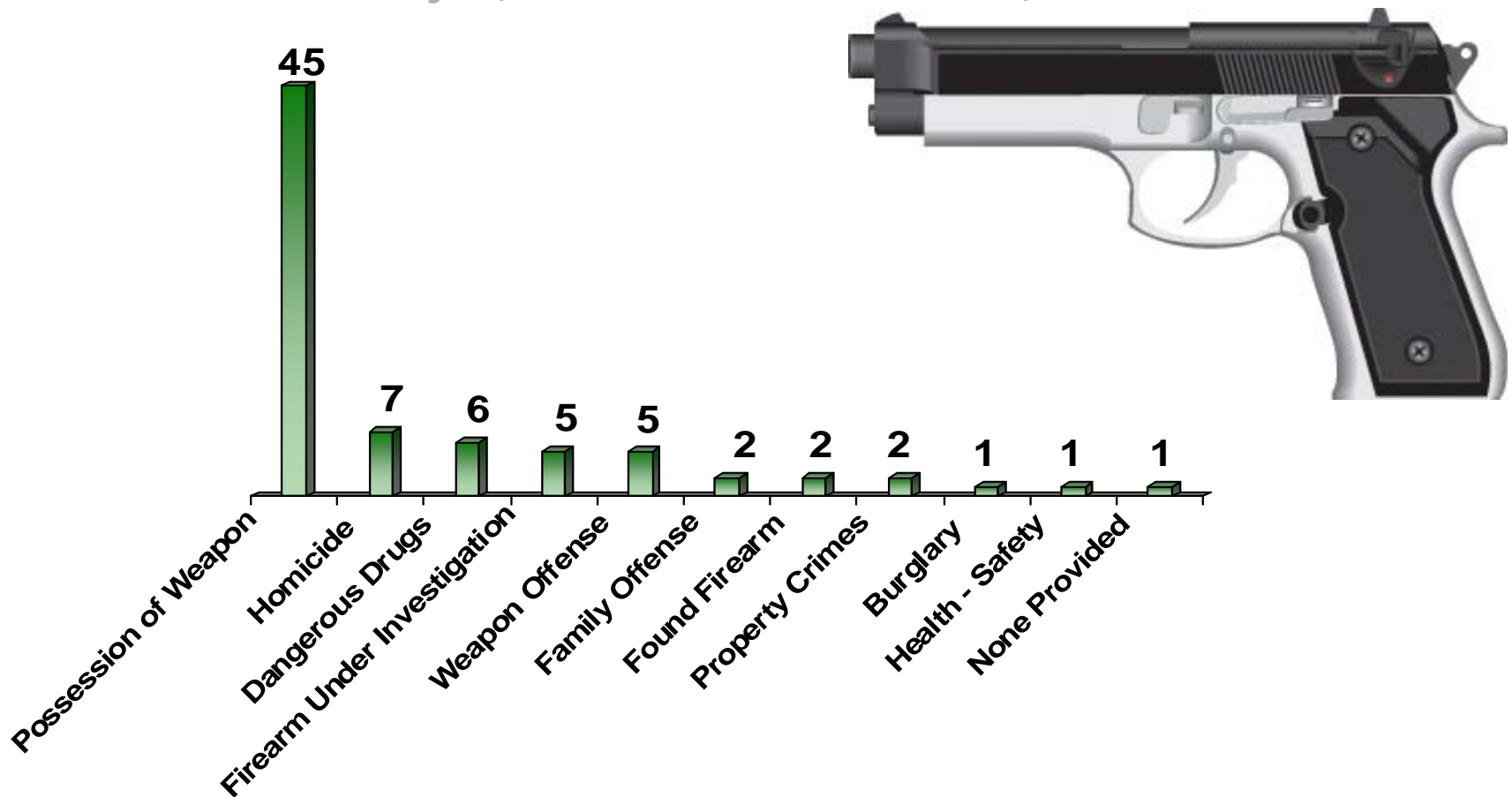
# ***Firearm Types with a Hawaii Recovery***

***January 1, 2008 – December 31, 2008***



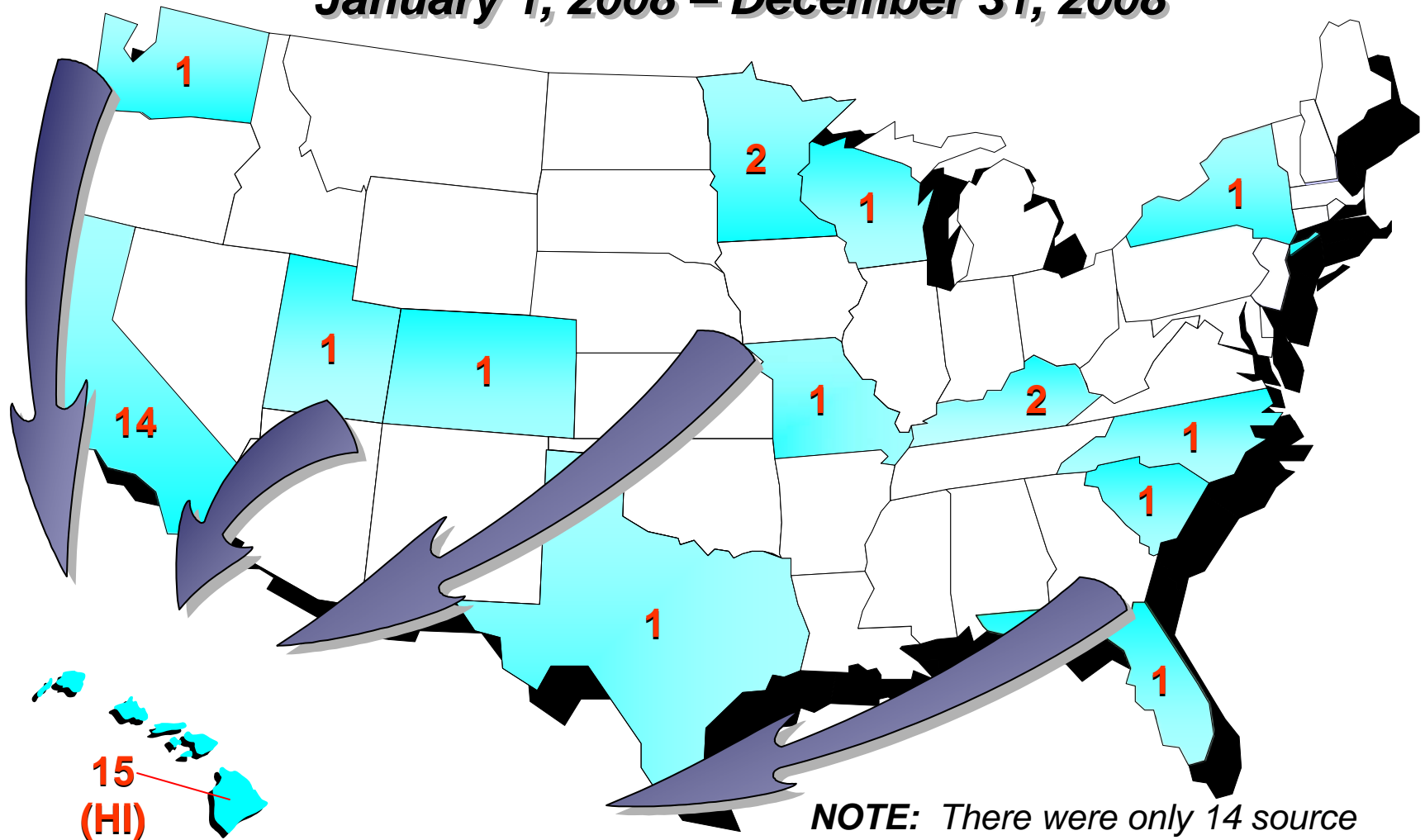
# ***Categories Reported on Firearm Traces with a Hawaii Recovery***

***January 1, 2008 – December 31, 2008***



# Top 15 **Source** States for Firearms with a Hawaii Recovery

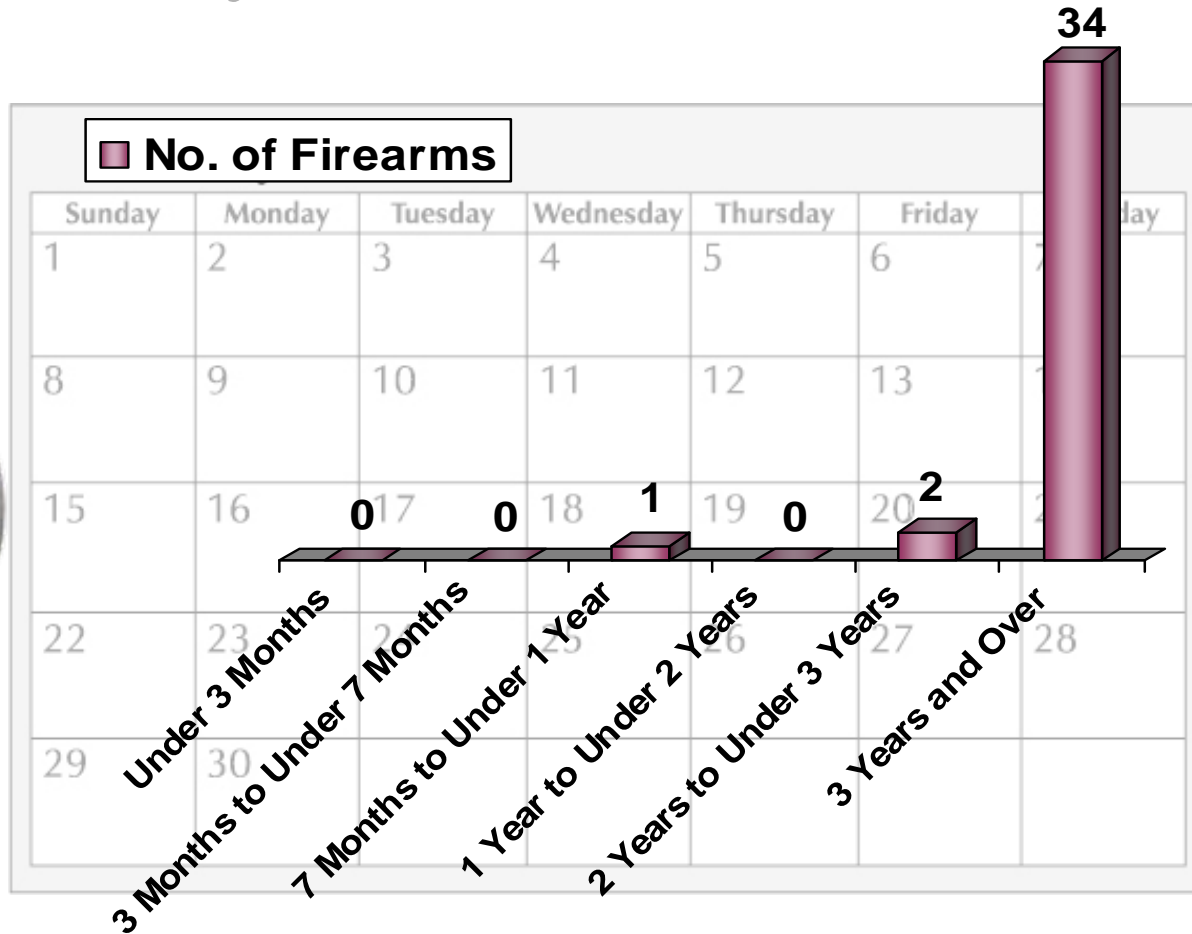
January 1, 2008 – December 31, 2008



**NOTE:** There were only 14 source states identified in 43 total traces.

# Time-To-Crime Rates for Firearms with a Hawaii Recovery

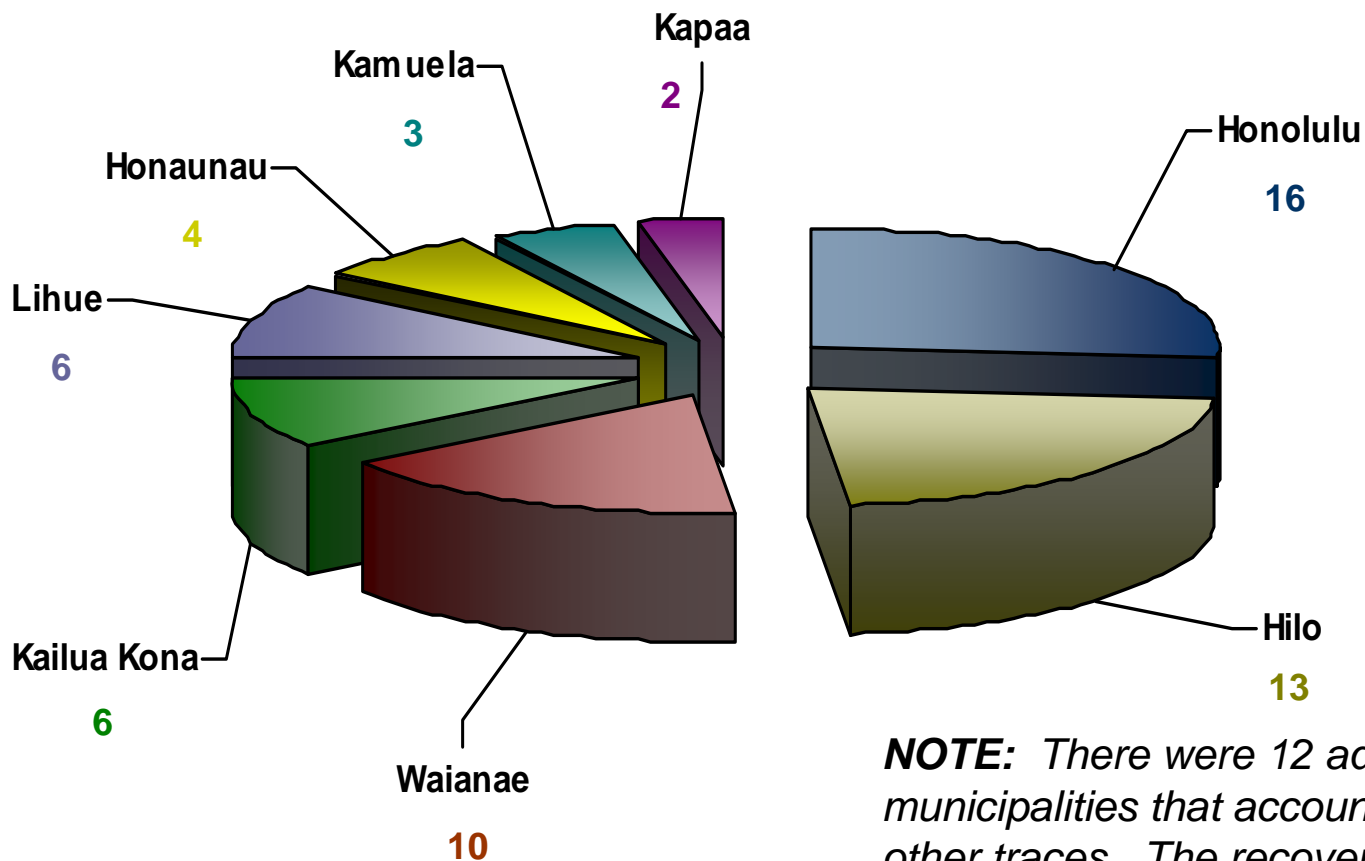
January 1, 2008 – December 31, 2008



1/1/2008-12/31/2008 Hawaii Average Time-to-Crime: **17.86 Years**  
 1/1/2008-12/31/2008 National Average Time-to-Crime: **10.39 Years**

# Top Recovery Cities for Firearms with a Hawaii Recovery

January 1, 2008 – December 31, 2008



**NOTE:** There were 12 additional municipalities that accounted for 12 other traces. The recovery city could not be determined for five traces.



# ***Analytical Criteria Used to Compile the Enclosed Statistics***

## **● Total Number of Firearms Recovered and Traced**

- Includes traces with a recovery state of Hawaii. Traces in which the recovery state was not provided were included when the requesting agency state was equal to Hawaii.
- Includes Firearms Recovered and Traced between 1/1/2008 – 12/31/2008, or, if the recovery date was blank, the trace entry date was between 1/1/2008 – 12/31/2008.
- Duplicate traces, Firearms Not Recovered, Gun Buyback and Firearms Turned In are not included in this figure.
- Data was extracted from the Firearms Tracing System (FTS) on May 19, 2009.

## **● Firearm Types with a Hawaii Recovery**

- Includes same criteria as Total Number of Firearms Recovered and Traced.

## **● Top Categories Reported on Firearm Traces with a Hawaii Recovery**

- Includes same criteria as Total Number of Firearms Recovered and Traced.

## **● Top Source States for Firearms with a Hawaii Recovery**

- Includes same criteria as Total Number of Firearms Recovered and Traced.
- Traces must identify a purchaser and the state in which the final dealer is located.

## **● Time-to-Crime Rates for Firearms with a Hawaii Recovery**

- Includes same criteria as Total Number of Firearms Recovered and Traced.
- Traces must identify a purchaser.
- Time-to-Crime was calculated for those traces in which the purchase date could be subtracted from the recovery date.

## **● Top Recovery Cities for Firearms with a Hawaii Recovery**

- Includes same criteria as Total Number of Firearms Recovered and Traced.
- Includes traces with a recovery city, or, if the recovery city was not provided, the requesting agency had jurisdiction only within that city.