

U.S. Department of Justice
Bureau of Alcohol, Tobacco, Firearms and Explosives
National Tracing Center Trace Request

OMB No. 1140-0043



1c. Special Instructions

Part II - Crime Code Information
2a. NCIC Crime Code**;
2b. Project Code, Project Title, or Initiative (If you are requesting a trace from a Branch, ATF National Tracing Center)**;

Part III - ATF Agent Requesting Trace
3a. Organization Code*
3b. Phone Number:
Fax Number:
E-Mail:
3c. ATF Case Number
3d. Badge Number
3e. ATF Case Number
3f. Field Office

Part IV - Other Agency
4a. ORI Number*
4b. Other Agency Name
4c. Other Agency Officer's Name
4d. Badge Number
4e. Other Agency Case Number
4f. Department/Unit
4g. Mailing Address

Part V - Firearms Information
5a. Serial Number (Firearms made or imported after 1986)
5b. Description (If you are requesting a trace from a Branch, ATF National Tracing Center)
5c. Firearms Manufacturer
5d. Type*
5e. Caliber*
5f. Model*
5g. Country of Origin* (Importer required if other than U.S.)
5h. Importer

Part VI - Possessor Information
6a. Name (Last, First, Middle, Suffix)
6b. Alias (If you are requesting a trace from a Branch, ATF National Tracing Center)
6c. Alias Date of Birth
6d. Height
6e. Sex
6f. Race (Check one only: American Indian or Alaskan Native, Black or African American, Native Hawaiian or Other Pacific Islander (Specify), White)
6g. Asian
Hispanic
White
6h. Address - Route Number
6i. Apt. Number
6j. Street No. (If International, Street Name)
6k. City
6l. County
6m. State (Use 2-letter state abbreviation)
6n. Country
6o. Date of Birth
6p. Place of Birth
6q. ID Type/State

ATF E-Form 3312.1
Revised January 2007



Illinois

**Department of Justice
Bureau of Alcohol, Tobacco,
Firearms and Explosives**
Office of Strategic Intelligence and Information
Data Source: Firearms Tracing System

January 1, 2006 – December 31, 2006

#073088



ATF Firearms Trace Data Disclaimer

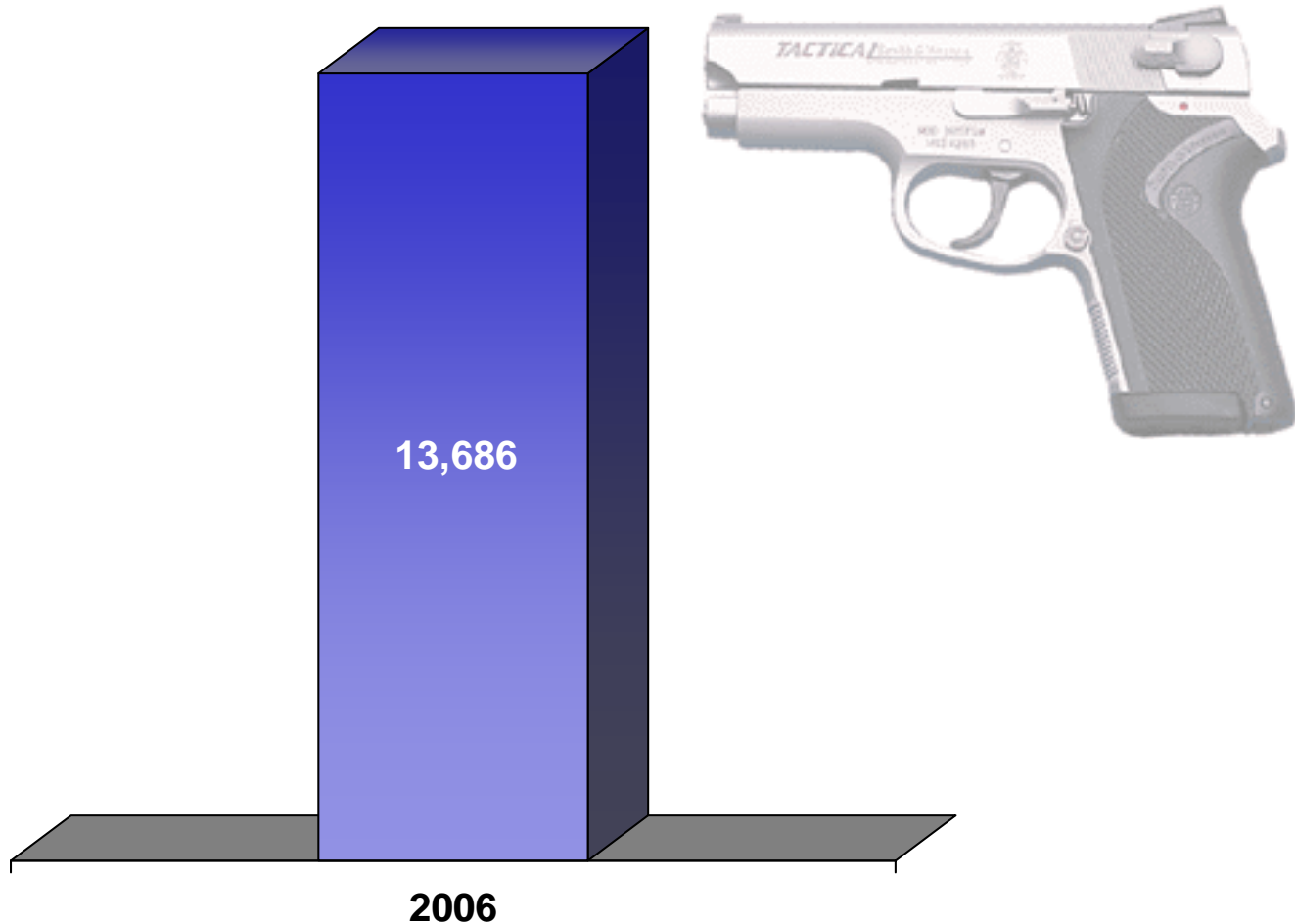


Public L. No. 109-108, Consolidated Appropriations Act of 2006, SEC. 621

(1) Firearm traces are designed to assist law enforcement authorities in conducting investigations by tracking the sale and possession of specific firearms. Law enforcement agencies may request firearms traces for any reason, and those reasons are not necessarily reported to the Federal Government. Not all firearms used in crime are traced and not all firearms traced are used in crime.

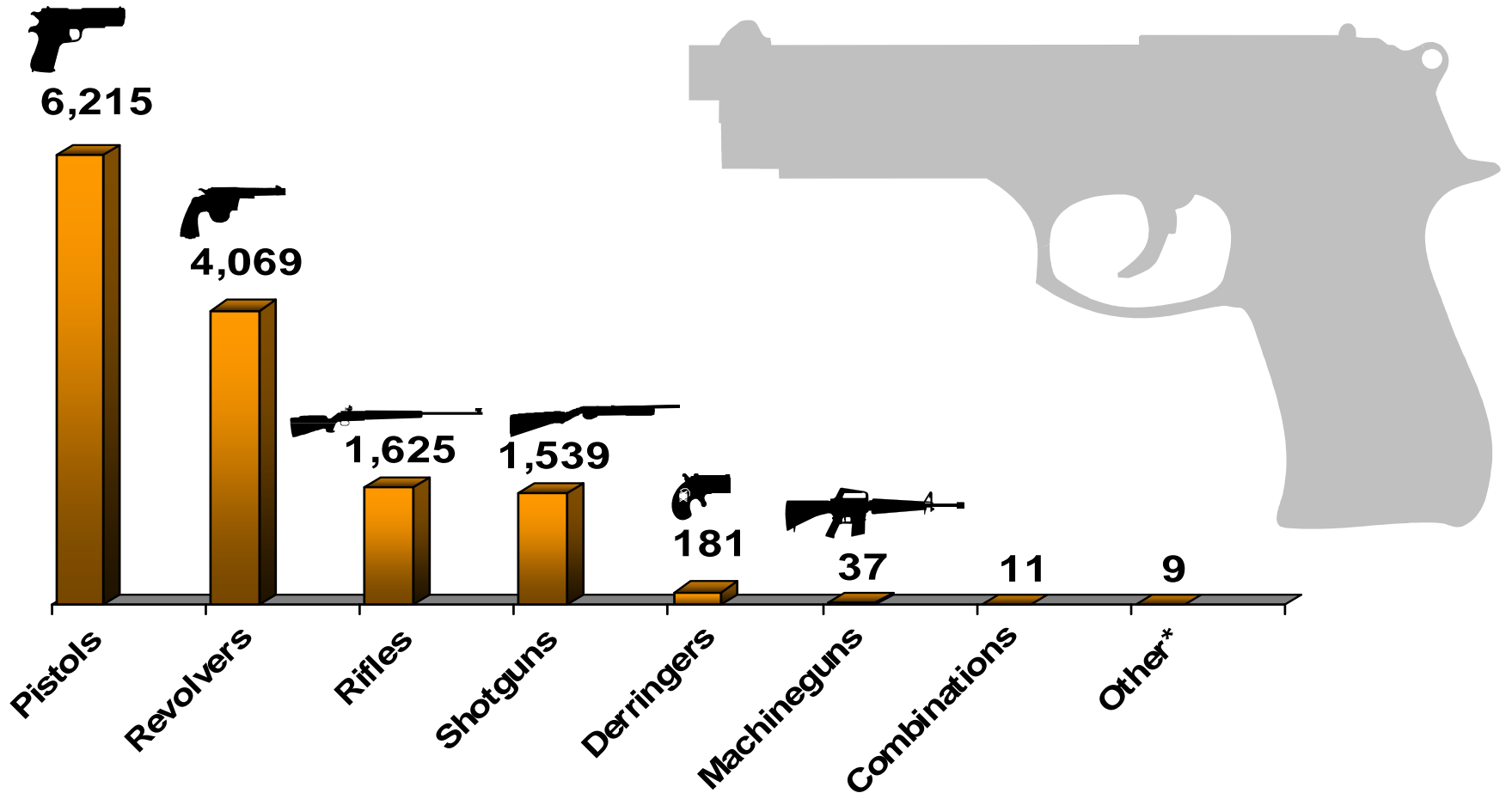
(2) Firearms selected for tracing are not chosen for purposes of determining which types, makes or models of firearms are used for illicit purposes. The firearms selected do not constitute a random sample and should not be considered representative of the larger universe of all firearms used by criminals, or any subset of that universe. Firearms are normally traced to the first retail seller, and sources reported for firearms traced do not necessarily represent the sources or methods by which firearms in general are acquired for use in crime.

Total Number of Firearms Recovered and Traced in Illinois by Calendar Year



Firearm Types with an Illinois Recovery

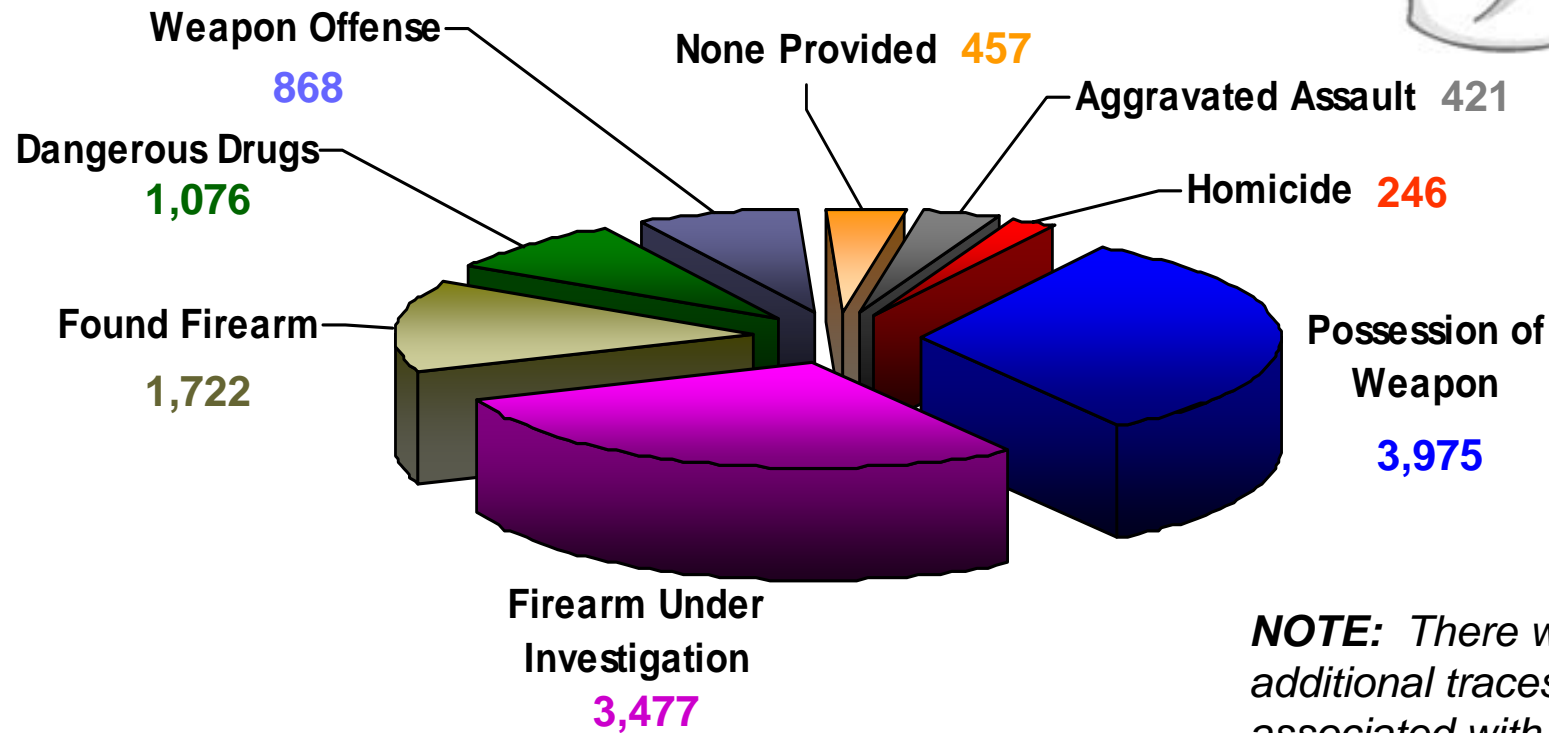
January 1, 2006 – December 31, 2006



**Other includes Destructive Devices, Unknown Types, and any other weapon.*

Top Categories Reported on Firearm Traces with an Illinois Recovery

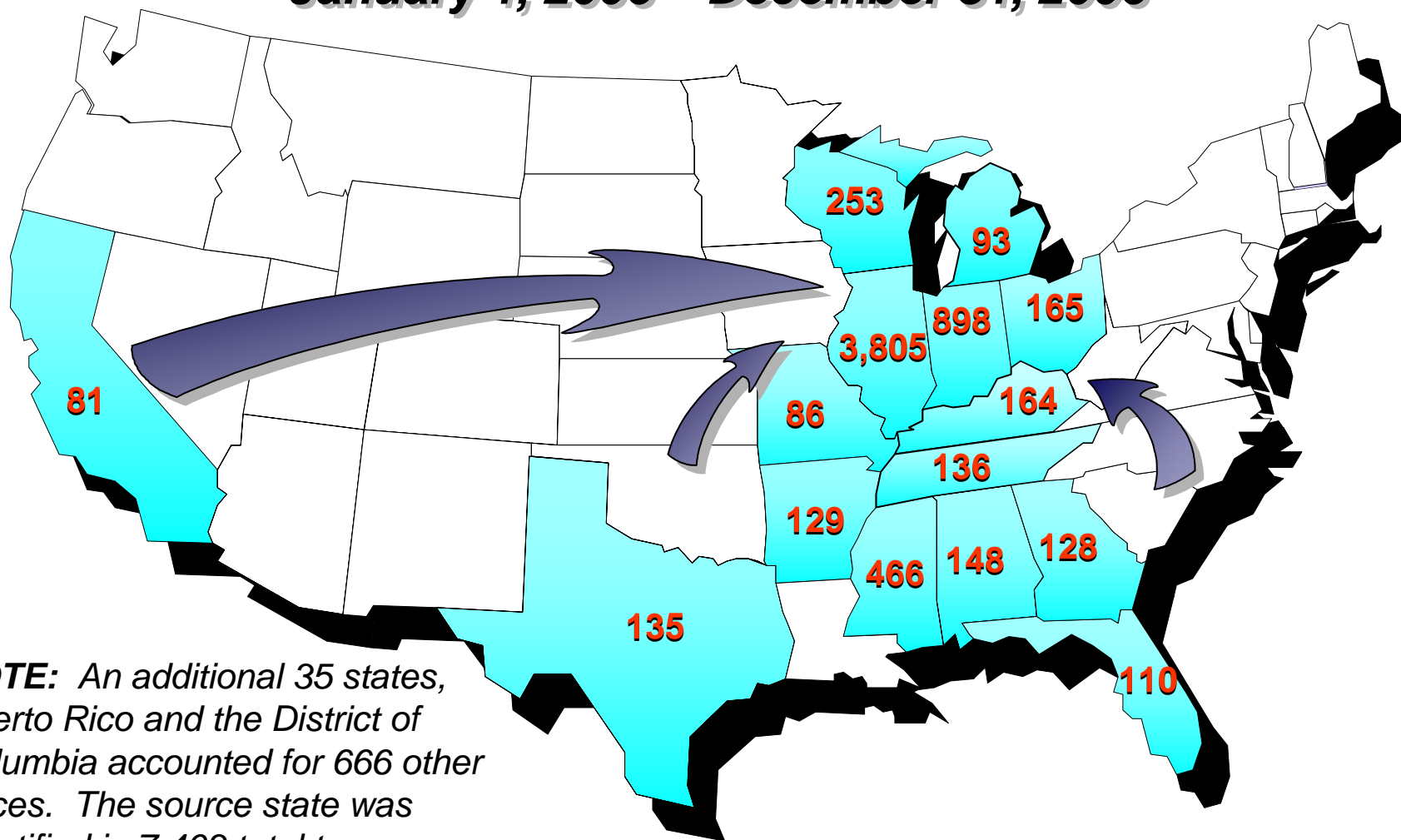
January 1, 2006 – December 31, 2006



NOTE: There were 1,444 additional traces that were associated with other categories.

Top 15 **Source** States for Firearms with an Illinois Recovery

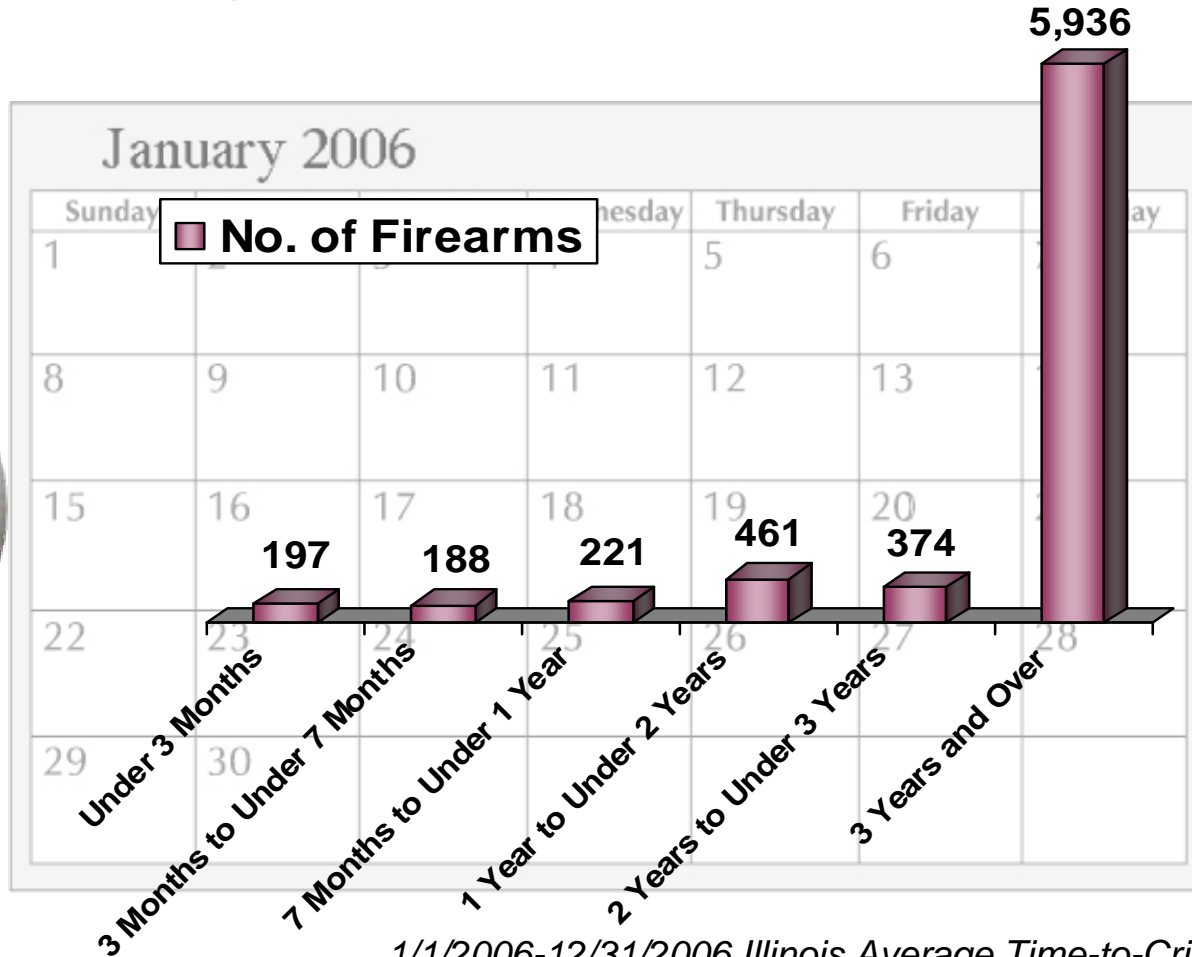
January 1, 2006 – December 31, 2006



NOTE: An additional 35 states, Puerto Rico and the District of Columbia accounted for 666 other traces. The source state was identified in 7,463 total traces.

Time-To-Crime Rates for Firearms with an Illinois Recovery

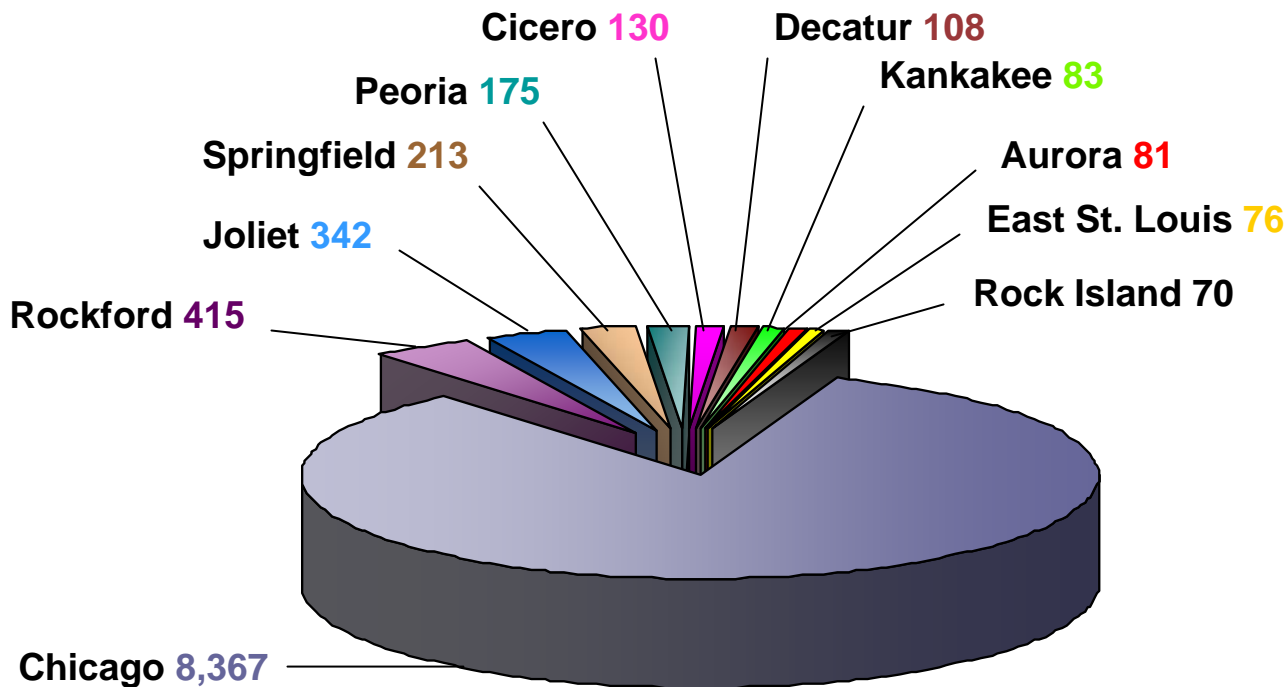
January 1, 2006 – December 31, 2006



1/1/2006-12/31/2006 Illinois Average Time-to-Crime: **11.94 Years**
 1/1/2006-12/31/2006 National Average Time-to-Crime: **10.17 Years**

Top Recovery Cities for Firearms with an Illinois Recovery

January 1, 2006 – December 31, 2006



NOTE: There were 458 additional municipalities that accounted for 3,611 other traces. The recovery city could not be determined for 15 traces.

Analytical Criteria Used to Compile the Enclosed Statistics

● Total Number of Firearms Recovered and Traced

- Includes traces with a recovery state of Illinois, or, if the recovery state was not provided, the requesting agency had jurisdiction only within Illinois.
- Includes Guns Recovered and Traced Between 1/1/2006 – 12/31/2006, or if the recovery date was blank, the trace entry date was between 1/1/2006 – 12/31/2006.
- Duplicate traces, Firearms Not Recovered, Gun Buy Back and Firearms Turned In are not included in this figure.

● Firearm Types with an Illinois Recovery

- Includes same criteria as Total Number of Firearms Recovered and Traced.

● Top Categories Reported on Firearm Traces with an Illinois Recovery

- Includes same criteria as Total Number of Firearms Recovered and Traced.

● Top Source States for Firearms with an Illinois Recovery

- Includes same criteria as Total Number of Firearms Recovered and Traced.
- Traces must identify a purchaser and the state in which the final dealer is located.

● Time-to-Crime Rates for Firearms with an Illinois Recovery

- Includes same criteria as Total Number of Firearms Recovered and Traced.
- Time-to-Crime was calculated for those traces in which the purchase date could be subtracted from the recovery date.

● Top Recovery Cities for Firearms with an Illinois Recovery

- Includes same criteria as Total Number of Firearms Recovered and Traced.
- Includes traces with a recovery city, or, if the recovery city was not provided, the requesting agency had jurisdiction only within that city.