

Crime Gun Trace Reports (1999)

MemphisTM



The Youth Crime Gun
Interdiction Initiative

November 2000

Department of the Treasury
Bureau of Alcohol, Tobacco and Firearms





Message from the Director of the Bureau of Alcohol, Tobacco and Firearms

Dear Walter E. Crews, Director:

I am pleased to transmit to you ATF's *Crime Gun Trace Report*, Memphis, TN, which is based on our joint efforts to enforce the firearms laws in Memphis and throughout the Nation. By committing your department to "following the gun" to identify and arrest gun criminals, you provide critical support to Federal law enforcement's efforts to reduce interstate gun trafficking and effectively regulate Federal firearms licensees (FFLs). At the same time, you enable ATF to better support you in preventing and solving gun crimes in your community and region.

Through your commitment to comprehensive tracing of crime guns recovered in Memphis, we have been able to target ATF's regulatory inspectors and criminal investigators on significant sources of crime guns and on armed criminals. Your efforts contribute significantly to our joint enforcement of the full range of Federal, State, and local firearms laws and to our joint strategic analysis of the illegal market in guns that arms criminals and juveniles.


This report is based on all the crime guns traced by ATF's National Tracing Center (NTC) at the request of your agency, ATF, and other law enforcement organizations working in this jurisdiction. Whereas during the past year, the NTC has provided trace responses to your agency individually, this report compiles the results of all these traces to provide the law enforcement community with strategic information about crime guns.

The report highlights the guns law enforcement officials recovered in 1999 from violators of all ages: the top 10 crime guns; the guns with a fast "time-to-crime" from lawful commerce to illegal use, that are most likely to have been diverted for criminal use; the number of crime guns bought in-State, in nearby counties, or out-of-State; and the number of guns with obliterated serial numbers, among other information. The report also provides examples of successful cases against firearms traffickers.

In compiling and reporting crime gun trace information, we aim to use precise information to strengthen our combined law enforcement efforts to arrest more armed traffickers, felons, and other gun criminals and better protect our Nation's young people. We also aim to assist local FFLs, unlicensed sellers of firearms, and lawful gun owners, by providing information they can use to better safeguard their family, community, business, and property.

Our commitment to you is to make further improvements in developing mutually beneficial firearms enforcement tools, including crime gun tracing and ballistics identification, to better serve your community and region. This year we have distributed a new Firearms Identification Guide to assist in standardizing law enforcement descriptions of firearms, and we are currently developing a system of electronic trace returns that will speed up our trace responses to your agency and facilitate local analysis of crime gun information. We look forward to your feedback in further developing the reports generated from your agency's crime gun trace requests. Above all, we look forward to continuing our enforcement partnership in "following the gun" to disarm the criminal and to reduce violent crime and youth violence.

Sincerely,



Bradley A. Buckles


Crime Gun Trace Reports (1999)

Memphis™



**The Youth Crime Gun
Interdiction Initiative**

November 2000
Department of the Treasury
Bureau of Alcohol, Tobacco, and Firearms



CRIME GUN TRACE REPORTS (1999)

Memphis, Tennessee

Table of Contents

Message from the Director of the Bureau of Alcohol, Tobacco and Firearms	i
1. Introduction.....	1
Part I: Memphis, Tennessee City Report	
Highlights of the Memphis Report	7
List of Tables and Figure	
Table A: Crime Gun Trace Requests: Age of Possessor and Relationship to Purchaser	9
Table B: Crime Gun Trace Requests: Crime Type by Age of Possessor	10
Table C: Crime Gun Trace Requests: Type of Firearm by Age of Possessor	11
Table D: Most Frequent Crime Gun Trace Requests: Manufacturer, Caliber, and Type by Age of Possessor	12
Table E: Time-to-Crime for Most Frequently Traced Crime Guns by Manufacturer, Caliber, and Type	14
Table F: Most Frequent Source States for Crime Guns Traced to a Firearms Dealer	16
Figure 1: Source Areas for Crime Guns (Map)	18
Table G: Crime Guns with Obliterated Serial Numbers.....	19
Table H: Requests for Crime Gun Traces	20
Table I: Results of Crime Gun Traces: Age of Possessor	21
Table J: Results of Crime Gun Traces: Detailed Analyses	22

Part II is the *National Report* Posted Separately

Please Refer to the Appendices Posted Separately

1 — Introduction

This is the third year of ATF's publication of the National Tracing Center (NTC)'s *Crime Gun Trace Reports*. The reports provide extensive analyses of crime gun traces submitted in calendar year 1999 by law enforcement officials in selected cities throughout the country participating in ATF's Youth Crime Gun Interdiction Initiative. The analysis of a large number of individual traces from many similar jurisdictions helps identify consistent crime gun patterns that may not be apparent from information in a single trace or traces from a single jurisdiction or State. With information about patterns and trends, more violent criminals can be arrested more efficiently, more focused regulatory enforcement can be undertaken, and more gun crime and violence can be prevented.

Two Report Formats. Crime gun tracing as a law enforcement tool has grown sufficiently to provide the 2000 *Crime Gun Trace Reports* in two formats:

- The *National Report* provides national analysis based on findings from crime gun traces in 32 of the 79 cities in the U.S. with populations of 250,000 or more. These cities comprise 67 percent of the population of cities of this size.
- The 36 separate *City Reports* provide detailed information on the trace results in the 32 large cities and four cities with populations between 100,000 and 250,000. To provide a national context for local information, the *City Reports* also contain the *National Report*.

Information for Law Enforcement, the Firearms Industry, and the Public. The *Crime Gun Trace Reports* have three audiences. They provide crime gun information to the *Federal, State, and local law enforcement agencies* that submit trace requests, boosting their information resources for arresting gun criminals, responding to gun violence, and establishing a benchmark for crime gun measurements. They inform *federally licensed firearms dealers* of crime gun patterns, allowing them to build sounder and safer businesses. They inform the *public, Congress, and State and local authorities*, building cooperation by communicating what ATF agents, inspectors, and State and local law enforcement investigating violent criminals see in their everyday enforcement operations.

Reinforcing Law Enforcement Collaboration. As a result of the collaboration of thousands of law enforcement and regulatory personnel and

the FFLs that routinely respond to the National Tracing Center's inquiries, the *Crime Gun Trace Reports* provide an overview of crime guns throughout the country in significantly greater detail than previously available. ATF's primary operational focus is on the Federal offender. By reporting trace information in standardized form, ATF intends to enable State and local law enforcement officials and FFLs, as well as other Federal officials, to evaluate the information independently and to gain perspective on their local circumstances in order to adjust enforcement and preventive strategies accordingly.

How Law Enforcement Can Use this Report. Local law enforcement executives and Federal, State, and local prosecutors and investigators can make many uses of these reports. They furnish information relating to the following questions, among others: 1. *How many crime guns are being recovered from different age groups of offenders?* 2. *What kinds of guns are being recovered in my area?* 3. *What types of crimes are associated with these recovered crime guns?* 4. *Are the source areas in the county or State, or from out of State?* 5. *What types of guns are moving the fastest from the retail seller to recovery in crime?* 6. *Which guns may pose a special hazard to law enforcement officers?*

Using this information, law enforcement managers can decide what aspects of the firearms market deserve priority focus, by age group, by source area, or by type of crime, or any combination of these. Once these priorities are determined, information about specific crime guns and offenders can be obtained using all available investigative resources, including debriefing of arrestees, undercover and confi-

dential informant operatives; Project Online LEAD; Brady background check denial information; stolen firearms information; and special analyses by the Crime Gun Analysis Branch and equivalent analytic services in local police departments.

The combination of strategic information such as provided in these reports and investigative information will allow Federal, State, and local law enforcement officers to make the best use of available resources. Based on these factors, ATF and local law enforcement may decide to undertake criminal prosecution against traffickers, including felons, straw purchasers, firearms thieves, and unlicensed dealers, or regulatory actions against Federal firearms licensees.

Contents of the Reports. The *National* and *City Reports* include information about:

- **Highlights:** The *National* and *City Reports* each contain sections with highlights of the findings in the reports, focused on crime gun information relevant to law enforcement officials;
- **Possessors:** the age group and crimes of the crime gun possessors;
- **Crime guns:** the types, manufacturers, calibers, and, in some cities, models of the most frequently traced crime guns, including the most frequently traced crime guns for each city;
- **Gun trafficking indicators:** the time-to-crime and geographic sources of crime guns, multiple sales information, and percentage of crime guns with obliterated serial numbers;
- **Enforcement information:** successful Federal, State, and local investigations of the illegal diversion of firearms;
- **Information for law enforcement executives:** information and responses to frequently asked questions about crime gun tracing and related enforcement operations;
- **Crime gun tracing information:** number of traces submitted, degree of completeness of information provided, disposition of traces, and current and future developments in crime gun tracing; and
- **Technical information:** back-up information about the analysis, figures, and tables in the reports.

Youth Crime Gun Interdiction Initiative Cities

Atlanta	Georgia	Miami	Florida
Baltimore	Maryland	Milwaukee	Wisconsin
Birmingham	Alabama	Minneapolis	Minnesota
Boston	Massachusetts	New Orleans	Louisiana
Bridgeport*	Connecticut	New York	New York
Charlotte-Mecklenburg	North Carolina	Oakland	California
Chicago	Illinois	Omaha	Nebraska
Cincinnati	Ohio	Philadelphia	Pennsylvania
Cleveland	Ohio	Phoenix	Arizona
Dallas	Texas	Portland	Oregon
Denver/Aurora	Colorado	Richmond*	Virginia
Detroit	Michigan	Salinas**	California
Gary*	Indiana	San Antonio	Texas
Houston	Texas	San Jose	California
Jersey City*	New Jersey	Seattle**	Washington
Las Vegas	Nevada	St. Louis	Missouri
Los Angeles	California	Tampa	Florida
Louisville	Kentucky	Tucson	Arizona
Memphis	Tennessee	Washington	District of Columbia

* City reports were compiled for four cities with populations smaller than 250,000, but trace requests from these cities were not included in most of the tables in the national report. Gary, Indiana and Jersey City, New Jersey were included in the national analysis of the occurrence of specific firearm models because these cities supplied unusually complete data.

** Salinas and Seattle traced too few guns during 1999 to be included in the national report. A small number of trace requests from Seattle were included in the analysis of specific firearm models because this information was unusually complete on the traces submitted by Seattle.

The Youth Crime Gun Interdiction Initiative

The annual *Crime Gun Trace Reports* began in 1997 as part of ATF's Youth Crime Gun Interdiction Initiative (YCGII), a youth-focused firearms enforcement program that is a component of ATF's overall firearms enforcement program, the Integrated Violence Reduction Strategy. For this reason, YCGII is referred to throughout this report.

Participating jurisdictions. While many law enforcement agencies trace some crime guns, agencies participating in YCGII commit to instituting comprehensive tracing of all crime guns, providing the maximum investigative leads for law enforcement officials, and permitting optimal strategic analysis. These cities receive special support from ATF. All 36 cities with *City Reports* participate in YCGII. As more law enforcement agencies acquire crime gun tracing as an investigative tool, or implement State comprehensive crime gun tracing laws, ATF expects to include trace information from these jurisdictions in the annual *Crime Gun Trace Reports*.

National Tracing Center and Crime Gun Analysis Branch: field support. The National Tracing Division staff conducts traces, analyzes the results, provides case leads, crime gun mapping, and jurisdictional analysis for ATF agents and inspectors and for other law enforcement agencies, and prepares the *Crime Gun Trace Reports*. The YCGII staff at the National Tracing Center provides trace support for all ATF firearms enforcement programs and locally based gun enforcement initiatives. A national update on crime gun tracing is included in the *National Report*, and city information in each *City Report*.

In the field: investigations, inspections, trace support, and training. In the field, YCGII is an enforcement collaboration among Federal, State, and local law enforcement agencies, and ATF agents and inspectors. The primary role of the YCGII field staff is to conduct criminal investigations and regulatory inspections. YCGII also provides joint training in tracing, serial number restoration, and gun enforcement investigative methods to ATF agents and their State and local partners. YCGII staff also assist local law enforcement agencies to establish crime gun tracing, with technical support and training.

YCGII's special focus on juvenile and youth gun crime. As the *National Report* shows, juveniles (ages 17 and under) accounted for 9 percent of traced crime guns, and youth (ages 18-24) accounted for 34 percent of traced crime guns. The Federal Bureau of Investigation (FBI)'s *Supplemental Homicide Reports* show that gun homicides committed by juveniles and youth have declined 41 percent, from 11,657 in 1993 to 6,863 in 1998, but they still accounted for 57 percent of all gun homicides in 1998. ATF agents and inspectors participating in YCGII have a special responsibility for developing investigative information and carrying out enforcement actions involving juveniles and youth. Because juveniles are prohibited from acquiring and possessing handguns without parental involvement, some form of illegal diversion is almost always implicated in an investigation involving a juvenile's possession of a handgun, making crime handgun tracing especially critical. The *Crime Gun Trace Reports*, therefore, focus throughout on the variations in the crime guns and sources of illegal supply to juveniles, youth, and adults.

Following the Gun to Successful Firearms Enforcement

Crime gun tracing. Crime gun tracing is a law enforcement tool developed by ATF to investigate violations of the Nation's firearms laws. A crime gun trace identifies the Federal firearms licensee (FFL) who is the original retail seller of the firearm and the firearm's retail purchaser by tracking the manufacturer, caliber, and serial number on transfer documentation from the manufacturer or importer through the wholesaler to the retail seller and first purchaser. *A crime gun trace alone does not mean that an FFL or firearm purchaser has committed an unlawful act. Crime gun trace information is used in combination with other investigative facts in regulatory and criminal enforcement.* Crime gun tracing has three primary purposes:

- **Identifying individual armed criminals for prosecution.** Like a fingerprint or other identifying evidence, a crime gun trace is used in individual cases to link a firearm offender to his or her weapon, or identify the illegal supplier of a firearm to the criminal, juvenile, or other person prohibited from possessing a firearm. Such investigative work is conducted by local officials and by ATF.
- **Proactive local investigative and strategic analysis to target armed violent criminals and gun traffickers for prosecution.** When officials in a jurisdiction trace all recovered crime guns, law enforcement officials are able to detect patterns in the buying and selling of crime guns in their areas (pattern and trend analysis). This information combined with other indicators leads to the arrest of additional traffickers and armed felons and to regulatory enforcement actions against Federal firearms licensees violating the firearms laws and trafficking illegally. Analysis and mapping of local crime gun patterns is done by ATF at the Crime Gun Analysis Branch and in the field and by State and local law enforcement officials with access to ATF's Online LEAD crime gun information system, or using State firearms information systems.
- **Crime Gun Trace Reports to assist law enforcement officials in placing local crime guns in a regional and national strategic enforcement context.** Analysis of all available comprehensive trace information, locally and nationally, informs Federal, State, and local authorities of the source and market areas for crime guns, and other regional patterns. This information enables ATF to target criminal and regulatory resources, and assist Federal, State, and local law enforcement officials to develop national, regional, and local strategic responses to gun crime. ATF is uniquely qualified to conduct such analysis because it is the repository for crime gun traces and related information from all jurisdictions that trace crime guns.

Ballistics identification in relation to crime gun tracing. Many agencies are now using both crime gun tracing and ballistics identification to support firearm investigations. An expended cartridge or bullet may be recovered in addition to or in the absence of a crime gun. Once entered in an imaging database, the recovered cartridge or bullet can be matched to previously entered ballistics images to identify repeat uses of the same firearm. Currently, ballistics images also can provide the basis for a crime gun trace only if the firearm with which they are associated has been previously traced and a cartridge or bullet from that firearm entered into a local database of the National Integrated Ballistics Information Network. Ballistics Imaging technology does not automatically submit the crime gun to be traced through the National Tracing Center. In the future, expansion of the crime gun tracing system to include trace information derived from ballistics images as well as recovered firearms will allow additional firearms crimes to be solved and a more complete understanding of how violent offenders and prohibited persons illegally obtain firearms.

Part I

Memphis, Tennessee *City Report*

Highlights of the MEMPHIS City Report

Youth Crime Gun Interdiction Initiative (YCGII)

These findings summarize the trace information for crime guns recovered in the City of Memphis during 1999 and traced in 1999 by law enforcement agencies in Memphis, including the Memphis Police Department and ATF. A survey conducted by ATF determined that Memphis, Tennessee, was tracing comprehensively in 1999.

Crime Gun Possessors (Table A)

Juveniles (ages 17 & under) were associated with 9 percent of recovered crime guns.

Youth (ages 18 – 24) were associated with 34 percent of recovered crime guns.

Adults (ages 25 & older) accounted for 57 percent of recovered crime guns in Memphis.

Crime Guns and Illegal Diversion

Few Crime Gun Possessors Bought Their Guns Directly from Federally Licensed Gun Dealers. (Table A) About 89 percent of Memphis crime guns changed hands at least once before reaching the crime gun possessor, and could have been legally transferred, straw purchased, otherwise trafficked, stolen, or a combination of these. Trafficking investigations can determine how these guns were obtained by the crime gun possessor.

Many Crime Guns Had a Short Time-to-Crime. Notwithstanding that most crime guns were bought from an FFL by someone other than their criminal possessor, many crime guns were recovered soon after their initial purchase. A short time from retail sale to recovery in crime, known as time-to-crime, is an indicator of illegal diversion or criminal intent associated with the retail sale. The presence of short time-to-crime guns also shows that many firearm offenses, including violent offenses with firearms, involve new guns.

The median time-to-crime for guns traced from Memphis, where time-to-crime could be determined, was 5.0 years, slightly below the median of 5.7 years for comparable YCGII cities. The many guns that moved quickly from retail sale to recovery by law enforcement provide a wealth of investigative opportunities.

- 35 percent of crime guns had a time-to-crime of less than 3 years (32 percent for comparable YCGII cities).
- 15 percent of crime guns had a time-to-crime of a year or less (15 percent for comparable YCGII cities).

Obliteration of Serial Numbers. (Table G) Obliteration of serial numbers is a key trafficking indicator.

- Nearly 6 percent of handguns recovered in Memphis had obliterated serial numbers.
- Juveniles (11 percent) were found most frequently in possession of handguns with obliterated serial numbers, followed by youth (7 percent), and adults (5 percent).

Types of Crime Guns (Table C)

Handguns accounted for more than 80 percent of Memphis' traced crime guns.

Semiautomatic pistols comprised 49 percent of crime guns.

- Semiautomatic pistols dominated among crime guns recovered from youth (60 percent) and juveniles (53 percent), as well as from adults (46 percent).

Revolvers made up 29 percent of crime guns. By age group, juveniles were associated with 34 percent; adults, 32 percent; and youth, 24 percent.

Long guns accounted for 19 percent of crime guns recovered in Memphis, lower than the average of long gun recoveries for comparable YCGII cities (21 percent).

Most Frequently Traced Crime Guns by Manufacturer and Caliber (Table D)

	Manufacturer	Caliber	Type of Crime Gun
1.	Smith & Wesson	.38	Revolver
2.	Lorcin Engineering	.380	Semiautomatic Pistol
3.	Ruger	9mm	Semiautomatic Pistol
4.	Rossi	.38	Revolver
5.	Smith & Wesson	.357	Revolver
6.	Raven Arms	.25	Semiautomatic Pistol
7.	Bryco Arms	9mm	Semiautomatic Pistol
8.	Smith & Wesson	9mm	Semiautomatic Pistol
9.	Lorcin Engineering	.25	Semiautomatic Pistol
10.	Bryco Arms	.380	Semiautomatic Pistol

Most Frequently Traced Fast Time-to-Crime Guns (Table E)

The following frequently traced firearms were recovered in crime within 3 years or less of having been purchased as new guns from a Federal firearms licensee in more than 50 percent of recoveries.

Juveniles			Youth		
Manufacturer	Caliber	Type of Crime Gun	Manufacturer	Caliber	Type of Crime Gun
Ruger	9mm	Semiautomatic Pistol	Lorcin Engineering	9mm	Semiautomatic Pistol
Lorcin Engineering	.25	Semiautomatic Pistol	Bryco Arms	9mm	Semiautomatic Pistol

Adults		
Manufacturer	Caliber	Type of Crime Gun
Bryco Arms	9mm	Semiautomatic Pistol
Ruger	9mm	Semiautomatic Pistol

Geographic Sources (Table F)

In-State. Tennessee Federal firearms licensees (FFLs) were the source of 58 percent of all traceable crime guns recovered in Memphis.

- **In-County.** FFLs located in Shelby County were the source of 60 percent of crime guns recovered in Memphis and purchased in Tennessee.

Regional. Another 15 percent of Memphis' traceable crime guns were first purchased at FFLs in the nearby States of Mississippi, Arkansas, Georgia, Alabama, and Kentucky.

ATF CRIME GUN TRACE REPORT

Memphis, Tennessee

Report Period : January 1, 1999 - December 31, 1999

Table A: Crime Gun Trace Requests: Age of Possessor and Relationship to Purchaser

This table provides information about the possessors of the crime guns for which trace requests were submitted from this community to the National Tracing Center. Since not all recovered firearms are found in an individual's possession, not all crime guns can be associated with a possessor when a trace request is made. Identifying cases where the purchaser is not the same individual as the possessor allows the law enforcement agency to focus on firearms that change hands before they are recovered as crime guns. Interim transfers can involve legal or illegal activity, including (but not limited to) gift exchange, straw purchase, resale of the firearm by licensed or unlicensed sellers, theft, or a combination of these.

	Number of Requests	Percent of Requests
Trace Requests	3,614	100.0
Trace Requests for which Possessor's Age Can Be Determined	2,676	74.0
Crime Gun Trace Requests with:		
Juvenile Possessor (Ages 17 & Under)	232	8.7
Youth Possessor (Ages 18 - 24)	915	34.2
Adult Possessor (Ages 25 & Older)	1,529	57.1
Trace Requests for which a Possessor Can Be Identified	2,736	75.7
Trace Results Identify Purchaser	2,010	55.6
Trace Identifies Both Purchaser and Possessor	1,548	42.8
Possessor Is Not the Same Individual as the Purchaser	1,377	89.0*

* The denominator used to calculate this result is the total number of trace requests where both a purchaser and possessor have been identified.

ATF CRIME GUN TRACE REPORT

Memphis, Tennessee

Report Period : January 1, 1999 - December 31, 1999

Table B: Crime Gun Trace Requests: Crime Type by Age of Possessor

This table depicts the crimes most frequently associated with crime gun trace requests submitted from this community by age. This information can be useful in developing an enforcement or intervention strategy that focuses on particular types of crimes. The general term “Firearm Offenses” can include any offense or crime in which a firearm was involved. It is also commonly used by local law enforcement agencies and the National Tracing Center when more detailed crime information is not available at the time the trace request is submitted to the National Tracing Center.

Crime Type	Total	Juveniles (Ages 17 & Under)	Youth (Ages 18 - 24)	Adult (Ages 25 & Older)	Age Unknown
Number of Trace Requests					
Firearm Offenses	2,703	195	698	1,231	579
Homicide	124	3	12	9	100
Kidnapping	0	0	0	0	0
Robbery	147	14	47	31	55
Sex Crimes	4	0	0	4	0
Assaults/Threats	107	4	21	56	26
Burglary/Theft/Fraud	182	13	41	31	97
Vice Crimes	7	0	1	4	2
Narcotics	246	2	90	128	26
Other Crime Types*	94	1	5	35	53
Total	3,614	232	915	1,529	938

Crime Type	Total	Juveniles (Ages 17 & Under)	Youth (Ages 18 - 24)	Adult (Ages 25 & Older)	Age Unknown
Percent of Trace Requests					
Firearm Offenses	74.8	84.1	76.3	80.5	61.7
Homicide	3.4	1.3	1.3	0.6	10.7
Kidnapping	0.0	0.0	0.0	0.0	0.0
Robbery	4.1	6.0	5.1	2.0	5.9
Sex Crimes	0.1	0.0	0.0	0.3	0.0
Assaults/Threats	3.0	1.7	2.3	3.7	2.8
Burglary/Theft/Fraud	5.0	5.6	4.5	2.0	10.3
Vice Crimes	0.2	0.0	0.1	0.3	0.2
Narcotics	6.8	0.9	9.8	8.4	2.8
Other Crime Types*	2.6	0.4	0.5	2.3	5.7
Total	100.0	100.0	100.0	100.0	100.0

* Other crime types include, but are not limited to, the following violations: health-safekeeping, public peace, crimes against person, cruelty towards children/spouse, and public order crimes.

ATF CRIME GUN TRACE REPORT

Memphis, Tennessee

Report Period : January 1, 1999 - December 31, 1999

Table C: Crime Gun Trace Requests: Type of Firearm by Age of Possessor

This table depicts the number of crime gun trace requests from this community by firearm type. Recoveries are identified as having been from adults, youth, juveniles, age unknown, and from all groups combined. This information can be useful in developing an enforcement strategy that focuses on the kinds of crime guns used by particular age groups.

Type of Firearm	Total	Juveniles (Ages 17 & Under)	Youth (Ages 18 - 24)	Adult (Ages 25 & Older)	Age Unknown
Number of Trace Requests					
Semiautomatic Pistol	1,784	122	549	698	415
Revolver	1,048	79	220	482	267
Rifle	298	6	54	132	106
Shotgun	405	19	76	175	135
Derringer	67	5	15	35	12
Combination Gun*	2	0	0	2	0
Destructive Device**	0	0	0	0	0
Machine Gun	0	0	0	0	0
Unknown Gun Type	10	1	1	5	3
Total	3,614	232	915	1,529	938

Type of Firearm	Total	Juveniles (Ages 17 & Under)	Youth (Ages 18 - 24)	Adult (Ages 25 & Older)	Age Unknown
Percent of Trace Requests					
Semiautomatic Pistol	49.4	52.6	60.0	45.7	44.2
Revolver	29.0	34.1	24.0	31.5	28.5
Rifle	8.2	2.6	5.9	8.6	11.3
Shotgun	11.2	8.2	8.3	11.4	14.4
Derringer	1.9	2.2	1.6	2.3	1.3
Combination Gun*	0.1	0.0	0.0	0.1	0.0
Destructive Device**	0.0	0.0	0.0	0.0	0.0
Machine Gun	0.0	0.0	0.0	0.0	0.0
Unknown Gun Type	0.3	0.4	0.1	0.3	0.3
Total	100.0	100.0	100.0	100.0	100.0

* A combination gun is a multi-barreled firearm designed or redesigned, made or remade, and intended to be fired from the shoulder having two or more different caliber barrels. Such firearms generally exhibit some combination of rifled barrels and smoothbore shotgun barrels.

** A destructive device is any type of weapon by whatever name known which will, or which may be readily converted to, expel a projectile by the action of an explosive or other propellant, and which has any barrel with a bore of more than one-half inch in diameter.

ATF CRIME GUN TRACE REPORT

Memphis, Tennessee

Report Period : January 1, 1999 - December 31, 1999

Table D: Most Frequent Crime Gun Trace Requests: Manufacturer, Caliber, and Type by Age of Possessor

This table depicts the most frequently recovered and traced crime guns by firearm type, manufacturer, and caliber in this community. This report does not distinguish among models of firearms of the same manufacturer, caliber, and type. For instance, all .38 caliber revolvers manufactured by Smith & Wesson are considered as a group. Recovered crime guns are often concentrated among relatively few kinds of firearms.

Juveniles (Ages 17 & Under)

	Number of Kinds of Crime Guns	Number of Crime Guns	Percent of Crime Guns
Total	113	232	100.0
Most Frequent Kinds of Crime Guns	7	59	25.4
All Other Kinds of Crime Guns	106	173	74.6

Most Frequent Kinds of Crime Guns

Manufacturer	Caliber	Type of Crime Gun	Number of Crime Guns	Percent of Crime Guns
Lorcin Engineering	.380	Semiautomatic Pistol	17	7.3
Lorcin Engineering	.25	Semiautomatic Pistol	9	3.9
Smith & Wesson	.38	Revolver	9	3.9
Phoenix Arms Company	.25	Semiautomatic Pistol	6	2.6
Raven Arms	.25	Semiautomatic Pistol	6	2.6
RG Industries	.22	Revolver	6	2.6
Ruger	9mm	Semiautomatic Pistol	6	2.6

Youth (Ages 18 - 24)

	Number of Kinds of Crime Guns	Number of Crime Guns	Percent of Crime Guns
Total	223	915	100.0
Most Frequent Kinds of Crime Guns	10	315	34.4
All Other Kinds of Crime Guns	213	600	65.6

Most Frequent Kinds of Crime Guns

Manufacturer	Caliber	Type of Crime Gun	Number of Crime Guns	Percent of Crime Guns
Lorcin Engineering	.380	Semiautomatic Pistol	64	7.0
Ruger	9mm	Semiautomatic Pistol	48	5.2
Smith & Wesson	.38	Revolver	44	4.8
Bryco Arms	9mm	Semiautomatic Pistol	25	2.7
Raven Arms	.25	Semiautomatic Pistol	25	2.7
Rossi	.38	Revolver	23	2.5
Smith & Wesson	9mm	Semiautomatic Pistol	23	2.5
Lorcin Engineering	.25	Semiautomatic Pistol	21	2.3
Lorcin Engineering	9mm	Semiautomatic Pistol	21	2.3
Smith & Wesson	.357	Revolver	21	2.3

ATF CRIME GUN TRACE REPORT

Memphis, Tennessee

Adults (Ages 25 & Older)

	Number of Kinds of Crime Guns	Number of Crime Guns	Percent of Crime Guns
Total	324	1,529	100.0
Most Frequent Kinds of Crime Guns	10	427	27.9
All Other Kinds of Crime Guns	314	1,102	72.1

Most Frequent Kinds of Crime Guns

Manufacturer	Caliber	Type of Crime Gun	Number of Crime Guns	Percent of Crime Guns
Smith & Wesson	.38	Revolver	86	5.6
Lorcin Engineering	.380	Semiautomatic Pistol	61	4.0
Rossi	.38	Revolver	45	2.9
Smith & Wesson	.357	Revolver	43	2.8
Ruger	9mm	Semiautomatic Pistol	42	2.7
Raven Arms	.25	Semiautomatic Pistol	35	2.3
Bryco Arms	9mm	Semiautomatic Pistol	31	2.0
Smith & Wesson	9mm	Semiautomatic Pistol	31	2.0
Bryco Arms	.380	Semiautomatic Pistol	28	1.8
Lorcin Engineering	.25	Semiautomatic Pistol	25	1.6

All Crime Guns in this Jurisdiction*

	Number of Kinds of Crime Guns	Number of Crime Guns	Percent of Crime Guns
Total	477	3,614	100.0
Most Frequent Kinds of Crime Guns	10	1,019	28.2
All Other Kinds of Crime Guns	467	2,595	71.8

Most Frequent Kinds of Crime Guns

Manufacturer	Caliber	Type of Crime Gun	Number of Crime Guns	Percent of Crime Guns
Smith & Wesson	.38	Revolver	184	5.1
Lorcin Engineering	.380	Semiautomatic Pistol	168	4.6
Ruger	9mm	Semiautomatic Pistol	115	3.2
Rossi	.38	Revolver	89	2.5
Smith & Wesson	.357	Revolver	85	2.4
Raven Arms	.25	Semiautomatic Pistol	81	2.2
Bryco Arms	9mm	Semiautomatic Pistol	80	2.2
Smith & Wesson	9mm	Semiautomatic Pistol	78	2.2
Lorcin Engineering	.25	Semiautomatic Pistol	75	2.1
Bryco Arms	.380	Semiautomatic Pistol	64	1.8

* This section reports the most frequent guns traced for all age groups and an additional 938 trace requests where the possessor's age is unknown.

ATF CRIME GUN TRACE REPORT

Memphis, Tennessee

Report Period : January 1, 1999 - December 31, 1999

Table E: Time-to-Crime for Most Frequently Traced Crime Guns by Manufacturer, Caliber, and Type

This table depicts time-to-crime for those crime guns most frequently requested for tracing in this community as depicted in table D. Time-to-crime is the period of time between the retail sale of a firearm by a Federal firearms licensee and the date the firearm is recovered by enforcement officials or requested for tracing. A short time-to-crime can be an indicator of illegal firearms trafficking. In the tables below, the proportion of traceable firearms showing a time-to-crime of three years or less is shown; experienced trafficking investigators view a time-to-crime of three years or less as an especially useful trafficking indicator. Time-to-crime information can be useful in developing an enforcement strategy that identifies and investigates the specific sources of these firearms.

Juveniles (Ages 17 & Under)

Manufacturer	Caliber	Type of Crime Gun	Number of Crime Guns		Median Time-to-Crime in Years	Time-to-Crime of 3 Years or less		Fastest Case (in days)***
			All	With Time-to-Crime*		Number	Percent**	
Lorcin Engineering	.380	Semiautomatic Pistol	17	14	3.8	4	28.6	63
Lorcin Engineering	.25	Semiautomatic Pistol	9	5	2.6	3	60.0	9
Smith & Wesson	.38	Revolver	9	1		0	0.0	8,475
Phoenix Arms Company	.25	Semiautomatic Pistol	6	5	5.6	1	20.0	407
Raven Arms	.25	Semiautomatic Pistol	6	5	14.0	0	0.0	3,376
RG Industries	.22	Revolver	6	3	27.4	0	0.0	7,435
Ruger	9mm	Semiautomatic Pistol	6	2	1.8	2	100.0	360

Youth (Ages 18 - 24)

Manufacturer	Caliber	Type of Crime Gun	Number of Crime Guns		Median Time-to-Crime in Years	Time-to-Crime of 3 Years or less		Fastest Case (in days)***
			All	With Time-to-Crime*		Number	Percent**	
Lorcin Engineering	.380	Semiautomatic Pistol	64	56	4.5	18	32.1	38
Ruger	9mm	Semiautomatic Pistol	48	39	3.1	19	48.7	1
Smith & Wesson	.38	Revolver	44	13	7.5	1	7.7	64
Bryco Arms	9mm	Semiautomatic Pistol	25	24	1.9	17	70.8	18
Raven Arms	.25	Semiautomatic Pistol	25	20	13.2	1	5.0	703
Rossi	.38	Revolver	23	15	6.9	4	26.7	465
Smith & Wesson	9mm	Semiautomatic Pistol	23	14	6.3	3	21.4	177
Lorcin Engineering	.25	Semiautomatic Pistol	21	20	4.8	7	35.0	70
Lorcin Engineering	9mm	Semiautomatic Pistol	21	20	1.4	17	85.0	6
Smith & Wesson	.357	Revolver	21	11	14.5	2	18.2	16

ATF CRIME GUN TRACE REPORT

Memphis, Tennessee

Adults (Ages 25 & Older)

Manufacturer	Caliber	Type of Crime Gun	Number of Crime Guns		Median Time-to-Crime in Years	Time-to-Crime of 3 Years or less		Fastest Case (in days)***
			All	With Time-to-Crime*		Number	Percent**	
Smith & Wesson	.38	Revolver	86	24	14.4	3	12.5	18
Lorcin Engineering	.380	Semiautomatic Pistol	61	55	4.0	22	40.0	21
Rossi	.38	Revolver	45	26	6.2	6	23.1	35
Smith & Wesson	.357	Revolver	43	26	12.4	4	15.4	224
Ruger	9mm	Semiautomatic Pistol	42	37	2.8	19	51.4	14
Raven Arms	.25	Semiautomatic Pistol	35	25	12.2	0	0.0	2,122
Bryco Arms	9mm	Semiautomatic Pistol	31	25	2.3	17	68.0	4
Smith & Wesson	9mm	Semiautomatic Pistol	31	16	4.6	3	18.8	417
Bryco Arms	.380	Semiautomatic Pistol	28	24	3.3	11	45.8	3
Lorcin Engineering	.25	Semiautomatic Pistol	25	22	3.1	11	50.0	23

All Crime Guns in this Jurisdiction****

Manufacturer	Caliber	Type of Crime Gun	Number of Crime Guns		Median Time-to-Crime in Years	Time-to-Crime of 3 Years or less		Fastest Case (in days)***
			All	With Time-to-Crime*		Number	Percent**	
Smith & Wesson	.38	Revolver	184	49	12.0	7	14.3	18
Lorcin Engineering	.380	Semiautomatic Pistol	168	145	4.2	53	36.6	21
Ruger	9mm	Semiautomatic Pistol	115	96	2.7	50	52.1	1
Rossi	.38	Revolver	89	55	6.9	13	23.6	35
Smith & Wesson	.357	Revolver	85	49	12.7	8	16.3	16
Raven Arms	.25	Semiautomatic Pistol	81	60	12.1	1	1.7	703
Bryco Arms	9mm	Semiautomatic Pistol	80	70	2.1	47	67.1	4
Smith & Wesson	9mm	Semiautomatic Pistol	78	41	4.8	11	26.8	177
Lorcin Engineering	.25	Semiautomatic Pistol	75	62	3.9	27	43.5	9
Bryco Arms	.380	Semiautomatic Pistol	64	53	3.5	22	41.5	3

* Time-to-crime can only be calculated when a trace is completed and a recovery date is submitted. Table J provides further explanation as to why a trace cannot be completed, such that a time-to-crime cannot be established.

** The denominator used to calculate this result is the total number of trace requests where a time-to-crime was established.

*** A time-to-crime of 0 days indicates the recovery of a firearm during or immediately following a sale from a Federal firearms licensee.

**** This table is based on crime guns associated with adults, youth, juveniles, and individuals whose ages are unknown.

ATF CRIME GUN TRACE REPORT

Memphis, Tennessee

Report Period : January 1, 1999 - December 31, 1999

Table F: Most Frequent Source States for Crime Guns Traced to a Firearms Dealer

This table depicts the most frequent source States for crime guns recovered in this community and traced to a firearms dealer. This information can be useful in developing an enforcement strategy that identifies and investigates the specific illegal sources of crime guns from those areas. A further breakdown shows how many crime guns were recovered within this community's county, within an adjacent county, and from other counties within the State.

Juveniles (Ages 17 & Under)

Crime Gun Source State		Number of Crime Guns	Percent of Crime Guns*	Total Number of Crime Guns	Percent of Crime Guns**
Tennessee	<i>Same County</i>	47	64.4		
	<i>Adjacent County</i>	1	1.4		
	<i>Other Counties in State</i>	25	34.2		
	<i>Total in State</i>	73	100.0	73	54.5
Mississippi				22	16.4
Florida				5	3.7
Arkansas				4	3.0
Georgia				4	3.0
Kentucky				4	3.0
Alabama				3	2.2
Ohio				3	2.2
Texas				3	2.2
Indiana				2	1.5
Total for the Top Source States				123	91.8
Total for the Other Source States***				11	8.2
Total of All Crime Guns with a Source State Identified				134	100.0

Youth (Ages 18 - 24)

Crime Gun Source State		Number of Crime Guns	Percent of Crime Guns*	Total Number of Crime Guns	Percent of Crime Guns**
Tennessee	<i>Same County</i>	244	63.2		
	<i>Adjacent County</i>	4	1.0		
	<i>Other Counties in State</i>	138	35.8		
	<i>Total in State</i>	386	100.0	386	58.9
Mississippi				94	14.4
Arkansas				37	5.6
Texas				18	2.7
Georgia				10	1.5
Florida				9	1.4
Louisiana				9	1.4
Illinois				8	1.2
California				7	1.1
Alabama				6	0.9
Total for the Top Source States				584	89.2
Total for the Other Source States***				71	10.8
Total of All Crime Guns with a Source State Identified				655	100.0

ATF CRIME GUN TRACE REPORT

Memphis, Tennessee

Adults (Ages 25 & Older)

Crime Gun Source State		Number of Crime Guns	Percent of Crime Guns*	Total Number of Crime Guns	Percent of Crime Guns**
Tennessee	<i>Same County</i>	360	60.3		
	<i>Adjacent County</i>	13	2.2		
	<i>Other Counties in State</i>	224	37.5		
	<i>Total in State</i>	597	100.0	597	59.0
Mississippi				148	14.6
Arkansas				67	6.6
Texas				24	2.4
Georgia				17	1.7
California				15	1.5
Alabama				13	1.3
Florida				12	1.2
Illinois				11	1.1
Michigan				11	1.1
Total for the Top Source States				915	90.4
Total for the Other Source States***				97	9.6
Total of All Crime Guns with a Source State Identified				1,012	100.0

All Crime Guns in this Jurisdiction****

Crime Gun Source State		Number of Crime Guns	Percent of Crime Guns*	Total Number of Crime Guns	Percent of Crime Guns**
Tennessee	<i>Same County</i>	829	60.3		
	<i>Adjacent County</i>	24	1.7		
	<i>Other Counties in State</i>	522	38.0		
	<i>Total in State</i>	1,375	100.0	1,375	58.2
Mississippi				352	14.9
Arkansas				135	5.7
Texas				61	2.6
Georgia				38	1.6
Alabama				35	1.5
California				34	1.4
Florida				34	1.4
Kentucky				25	1.1
Louisiana				25	1.1
Total for the Top Source States				2,114	89.5
Total for the Other Source States***				248	10.5
Total of All Crime Guns with a Source State Identified				2,362	100.0

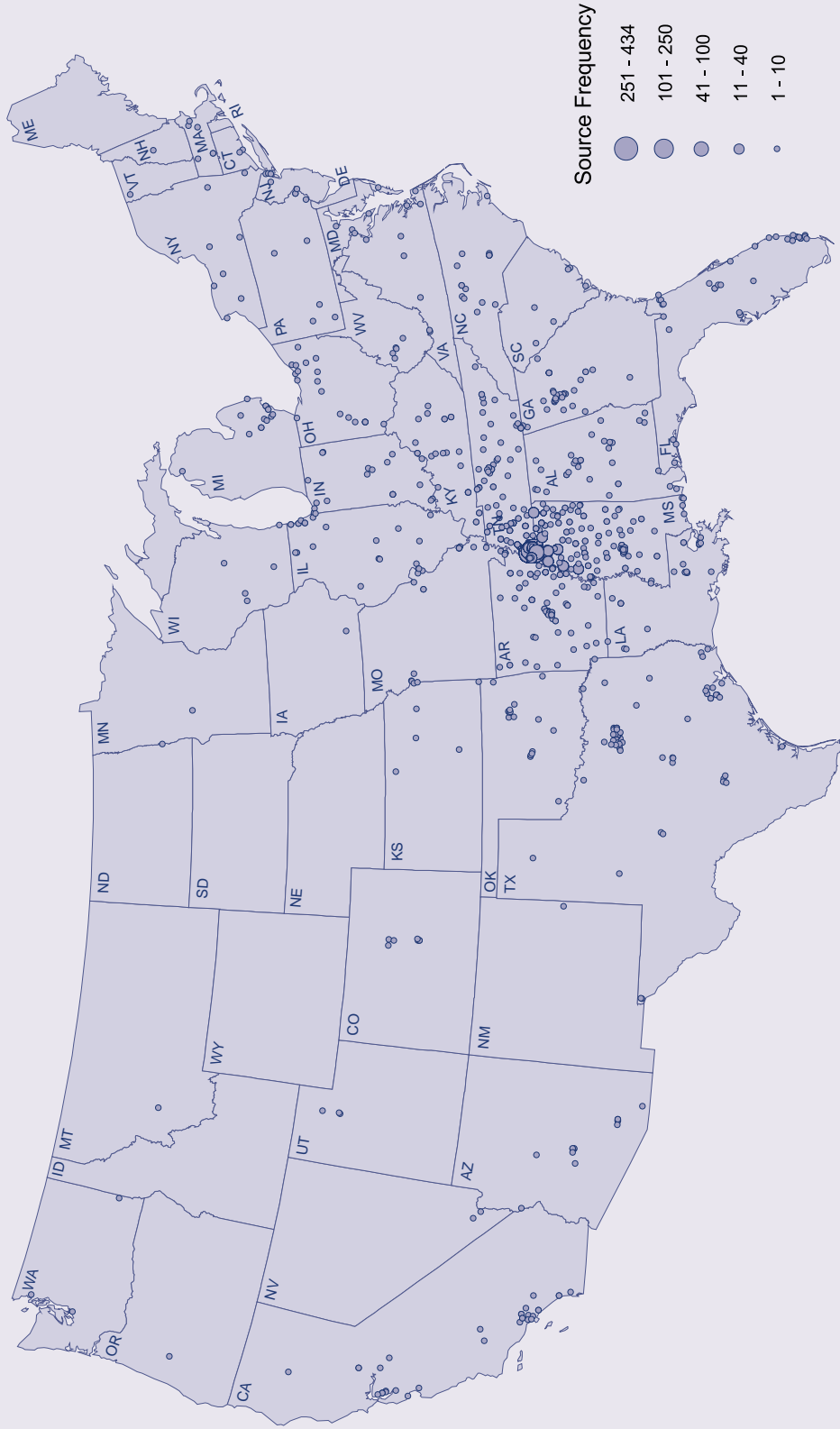
* The denominator used to calculate this result is the total of all crime guns recovered in the State in which this community is located.

** The denominator used to calculate this result is the total of all crime guns where a source State is identified.

*** Other source States may include Guam, Puerto Rico, and/or the Virgin Islands.

**** This table is based on crime guns associated with adults, youth, juveniles, and individuals whose ages are unknown.

Figure 1
Source Areas for Crime Guns Traced from Memphis, TN 1999
by Zip Code of Federal Firearms Licensee



Department of the Treasury
Bureau of Alcohol, Tobacco and Firearms
Crime Gun Analysis Branch

ATF CRIME GUN TRACE REPORT

Memphis, Tennessee

Report Period : January 1, 1999 - December 31, 1999

Table G: Crime Guns with Obliterated Serial Numbers*

Crime guns can have partially or completely obliterated serial numbers. This report reflects an undercount of obliterated and restored serial numbers because, among other reasons, trace requests from local law enforcement agencies may not indicate when obliterated serial numbers have already been restored prior to their submission to the National Tracing Center.

Type of Firearm	All Crime Guns		Crime Guns with Obliterated Serial Numbers		
	Number	Percent**	Number	Percent for Age Group**	Percent of Firearm Type**
Juveniles (Ages 17 & Under)					
Semiautomatic Pistol	122	59.2	16	69.6	13.1
Revolver	79	38.3	7	30.4	8.9
Derringer	5	2.4	0	0.0	0.0
Total	206	100.0	23	100.0	11.2

Youth (Ages 18 - 24)

Type of Firearm	Number	Percent**	Number	Percent for Age Group**	Percent of Firearm Type**
Semiautomatic Pistol	549	70.0	34	59.6	6.2
Revolver	220	28.1	18	31.6	8.2
Derringer	15	1.9	5	8.8	33.3
Total	784	100.0	57	100.0	7.3

Adults (Ages 25 & Older)

Type of Firearm	Number	Percent**	Number	Percent for Age Group**	Percent of Firearm Type**
Semiautomatic Pistol	698	57.4	25	41.0	3.6
Revolver	482	39.7	36	59.0	7.5
Derringer	35	2.9	0	0.0	0.0
Total	1,215	100.0	61	100.0	5.0

All Crime Guns in this Jurisdiction

Type of Firearm	Number	Percent	Number	Percent of All Trace Requests	Percent of All Firearm Types
Semiautomatic Pistol	1,784	61.5	97	56.4	5.4
Revolver	1,048	36.2	70	40.7	6.7
Derringer	67	2.3	5	2.9	7.5
Total	2,899	100.0	172	100.0	5.9

* Figures on obliterated serial numbers include handguns only. It is not always possible to determine from trace information whether the serial number of a long gun has been obliterated.

** Based on the trace requests for which the possessor's age can be determined.

ATF CRIME GUN TRACE REPORT

Memphis, Tennessee

Report Period : January 1, 1999 - December 31, 1999

Table H: Requests for Crime Gun Traces

This table displays the number of crime gun trace requests from this community to the National Tracing Center. It also indicates the completeness of certain trace data submitted for analysis. Lack of data may reflect unavailability or an issue that remains to be addressed by the police department and ATF. Since participating police agencies are in various stages of instituting comprehensive tracing, complete information on possessor identity, possessor's date of birth, etc., may not have been available.

	Number of Requests	Percent of Requests
Trace Requests	3,614	100.0
Trace Request Identifies Possessor	2,736	75.7
Trace Request Identifies Possessor's Date of Birth	2,676	74.0
Trace Request Identifies Possessor's Place of Birth	59	1.6
Trace Request Identifies Date Crime Gun Recovered	3,610	99.9
Trace Request Identifies Recovery Location	3,495	96.7
Trace Request Identifies Manufacturer of Firearm	3,507	97.0
Trace Request Requires an Importer	879	24.3
Trace Requestor Identifies an Importer	498	56.7*

* The denominator used to calculate this result is the total number of trace requests where an importer is required to complete the trace.

ATF CRIME GUN TRACE REPORT

Memphis, Tennessee

Report Period : January 1, 1999 - December 31, 1999

Table I: Results of Crime Gun Traces: Age of Possessor

This table depicts the number of crime gun trace requests received by the National Tracing Center from this community, the number and percentage of crime gun traces that were able to be initiated, and the extent to which the trace progressed. Where a trace identifies a Federal firearms licensee, the National Tracing Center can generally determine the source State of the firearm and the date on which it was first sold at retail. Further information from the Federal firearms licensee is required to identify first purchasers.

	Number of Crime Gun Trace Requests	Percent of Crime Gun Trace Requests	Percent of Crime Gun Traces Initiated
Juveniles (Ages 17 & Under)			
Crime Gun Trace Requests	232	100.0	
Traces Initiated*	206	88.8	100.0
Traced to FFL**	152	65.5	73.8
Purchaser Identified***	111	47.8	53.9
Youth (Ages 18 - 24)			
Crime Gun Trace Requests	915	100.0	
Traces Initiated*	856	93.6	100.0
Traced to FFL**	711	77.7	83.1
Purchaser Identified***	581	63.5	67.9
Adults (Ages 25 & Older)			
Crime Gun Trace Requests	1,529	100.0	
Traces Initiated*	1,405	91.9	100.0
Traced to FFL**	1,105	72.3	78.6
Purchaser Identified***	857	56.0	61.0
All Crime Guns in this Jurisdiction****			
Crime Gun Trace Requests	3,614	100.0	
Traces Initiated*	3,327	92.1	100.0
Traced to FFL**	2,585	71.5	77.7
Purchaser Identified***	2,010	55.6	60.4

* Crime gun trace requests may not be initiated for various reasons, such as: Federal law did not require dealers to maintain records prior to 1969; the firearm is classified as a military weapon; the weapon described is not a firearm as defined in Federal law; the weapon described is subject to the National Firearms Act (NFA), and/or the weapon described is a blackpowder firearm. Firearms predating the enactment of the 1968 Gun Control Act are generally untraceable.

** Reasons that crime guns may not be traced to a Federal firearms licensee include: manufacturer or wholesaler records were incomplete, destroyed, missing, not properly maintained, illegible, seized by law enforcement officials, or were not received by the NTC Out-of-Business records section when one of those entities went out of business.

*** Reasons crime guns may not be traceable to a first purchaser include: retailer records were incomplete, destroyed, missing, not properly maintained, illegible, seized by law enforcement officials, or were not received by the NTC Out-of-Business section when the FFL went out of business.

**** This table is based on crime guns associated with adults, youth, juveniles, and individuals whose ages are unknown.

ATF CRIME GUN TRACE REPORT

Memphis, Tennessee

Report Period : January 1, 1999 - December 31, 1999

Table J: Results of Crime Gun Traces: Detailed Analyses

	Number of Crime Guns	Percent of Crime Guns
Crime Gun Trace Requests	3,614	100.0
Crime Gun Trace Not Initiated	287	7.9
Reasons Trace Not Initiated*		
Firearm Manufactured Before 1969 and Not Traceable Through Out-of-Business Records		
Trace Request Submitted for Informational Purposes Only	273	7.6
Other Reasons	2	0.1
	12	0.3
Crime Gun Trace Initiated	3,327	92.1
Trace Initiated: Purchaser Identified		
	2,010	55.6
Trace Initiated: Purchaser Not Identified		
Reasons Purchaser Not Identified		
Trace Terminated at Manufacturer/Importer Stage		
	857	23.7
Problem with Manufacturer Name	113	3.1
Problem with Importer Name	286	7.9
Problem with Crime Gun Serial Number**	416	11.5
Insufficient Information (unspecified)	2	0.1
Crime Gun Previously Reported Stolen***	40	1.1
Trace Terminated at Wholesaler/Retail Dealer Stage		
	435	12.0
No Response	25	0.7
Records Not Available	57	1.6
Records on This Crime Gun Not Available	288	8.0
20 Year Record Retention Requirement Expired	50	1.4
Crime Gun Reported Stolen During Inquiry	15	0.4
Other Dispositions		
	25	0.7
Terminated by Law Enforcement	4	0.1
Disposition Pending	7	0.2
Special Conditions	14	0.4

* Crime gun trace requests may not be initiated for various reasons, such as: the NTC received incorrect information or insufficient information to complete a firearm's trace request, improper nomenclature of a firearm, or misidentification of a firearm or the firearm's importer. Firearms predating the enactment of the 1968 Gun Control Act are generally untraceable.

** This category includes misread, obliterated, and obscured serial numbers. The number submitted may also be wrongly identified as a serial number or may not match records of guns manufactured. See Table G: Crime Guns with Obliterated Serial Numbers.

*** These are commercial thefts reported by manufacturers, retailers, or interstate carriers. Reporting is mandatory for manufacturers and retailers and voluntary for interstate carriers. Thefts from private individuals are not included in this category.