

Crime Gun Trace Reports (1999)

Minneapolis^{MN}



The Youth Crime Gun
Interdiction Initiative

November 2000

Department of the Treasury
Bureau of Alcohol, Tobacco and Firearms





Message from the Director of the Bureau of Alcohol, Tobacco and Firearms

Dear Robert K. Olson, Chief:

I am pleased to transmit to you ATF's *Crime Gun Trace Report*, Minneapolis, MN, which is based on our joint efforts to enforce the firearms laws in Minneapolis and throughout the Nation. By committing your department to "following the gun" to identify and arrest gun criminals, you provide critical support to Federal law enforcement's efforts to reduce interstate gun trafficking and effectively regulate Federal firearms licensees (FFLs). At the same time, you enable ATF to better support you in preventing and solving gun crimes in your community and region.

Through your commitment to comprehensive tracing of crime guns recovered in Minneapolis, we have been able to target ATF's regulatory inspectors and criminal investigators on significant sources of crime guns and on armed criminals. Your efforts contribute significantly to our joint enforcement of the full range of Federal, State, and local firearms laws and to our joint strategic analysis of the illegal market in guns that arms criminals and juveniles.

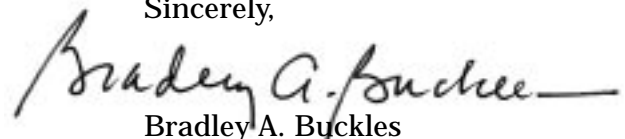
This report is based on all the crime guns traced by ATF's National Tracing Center (NTC) at the request of your agency, ATF, and other law enforcement organizations working in this jurisdiction. Whereas during the past year, the NTC has provided trace responses to your agency individually, this report compiles the results of all these traces to provide the law enforcement community with strategic information about crime guns.

The report highlights the guns law enforcement officials recovered in 1999 from violators of all ages: the top 10 crime guns; the guns with a fast "time-to-crime" from lawful commerce to illegal use, that are most likely to have been diverted for criminal use; the number of crime guns bought in-State, in nearby counties, or out-of-State; and the number of guns with obliterated serial numbers, among other information. The report also provides examples of successful cases against firearms traffickers.

In compiling and reporting crime gun trace information, we aim to use precise information to strengthen our combined law enforcement efforts to arrest more armed traffickers, felons, and other gun criminals and better protect our Nation's young people. We also aim to assist local FFLs, unlicensed sellers of firearms, and lawful gun owners, by providing information they can use to better safeguard their family, community, business, and property.

Our commitment to you is to make further improvements in developing mutually beneficial firearms enforcement tools, including crime gun tracing and ballistics identification, to better serve your community and region. This year we have distributed a new Firearms Identification Guide to assist in standardizing law enforcement descriptions of firearms, and we are currently developing a system of electronic trace returns that will speed up our trace responses to your agency and facilitate local analysis of crime gun information. We look forward to your feedback in further developing the reports generated from your agency's crime gun trace requests. Above all, we look forward to continuing our enforcement partnership in "following the gun" to disarm the criminal and to reduce violent crime and youth violence.

Sincerely,



Bradley A. Buckles


Crime Gun Trace Reports (1999)

Minneapolis^{MN}



**The Youth Crime Gun
Interdiction Initiative**

November 2000
Department of the Treasury
Bureau of Alcohol, Tobacco, and Firearms



CRIME GUN TRACE REPORTS (1999)

Minneapolis, Minnesota

Table of Contents

Message from the Director of the Bureau of Alcohol, Tobacco and Firearms	i
1. Introduction.....	1
Part I: Minneapolis, Minnesota <i>City Report</i>	
Highlights of the Minneapolis Report	7
List of Tables and Figure	
Table A: Crime Gun Trace Requests: Age of Possessor and Relationship to Purchaser	9
Table B: Crime Gun Trace Requests: Crime Type by Age of Possessor	10
Table C: Crime Gun Trace Requests: Type of Firearm by Age of Possessor	11
Table D: Most Frequent Crime Gun Trace Requests: Manufacturer, Caliber, and Type by Age of Possessor	12
Table E: Time-to-Crime for Most Frequently Traced Crime Guns by Manufacturer, Caliber, and Type	14
Table F: Most Frequent Source States for Crime Guns Traced to a Firearms Dealer	16
Figure 1: Source Areas for Crime Guns (Map)	18
Table G: Crime Guns with Obliterated Serial Numbers.....	19
Table H: Requests for Crime Gun Traces	20
Table I: Results of Crime Gun Traces: Age of Possessor	21
Table J: Results of Crime Gun Traces: Detailed Analyses	22

Part II is the *National Report* Posted Separately

Please Refer to the Appendices Posted Separately

1 — Introduction

This is the third year of ATF's publication of the National Tracing Center (NTC)'s *Crime Gun Trace Reports*. The reports provide extensive analyses of crime gun traces submitted in calendar year 1999 by law enforcement officials in selected cities throughout the country participating in ATF's Youth Crime Gun Interdiction Initiative. The analysis of a large number of individual traces from many similar jurisdictions helps identify consistent crime gun patterns that may not be apparent from information in a single trace or traces from a single jurisdiction or State. With information about patterns and trends, more violent criminals can be arrested more efficiently, more focused regulatory enforcement can be undertaken, and more gun crime and violence can be prevented.

Two Report Formats. Crime gun tracing as a law enforcement tool has grown sufficiently to provide the 2000 *Crime Gun Trace Reports* in two formats:

- The *National Report* provides national analysis based on findings from crime gun traces in 32 of the 79 cities in the U.S. with populations of 250,000 or more. These cities comprise 67 percent of the population of cities of this size.
- The 36 separate *City Reports* provide detailed information on the trace results in the 32 large cities and four cities with populations between 100,000 and 250,000. To provide a national context for local information, the *City Reports* also contain the *National Report*.

Information for Law Enforcement, the Firearms Industry, and the Public. The *Crime Gun Trace Reports* have three audiences. They provide crime gun information to the *Federal, State, and local law enforcement agencies* that submit trace requests, boosting their information resources for arresting gun criminals, responding to gun violence, and establishing a benchmark for crime gun measurements. They inform *federally licensed firearms dealers* of crime gun patterns, allowing them to build sounder and safer businesses. They inform the *public, Congress, and State and local authorities*, building cooperation by communicating what ATF agents, inspectors, and State and local law enforcement investigating violent criminals see in their everyday enforcement operations.

Reinforcing Law Enforcement Collaboration. As a result of the collaboration of thousands of law enforcement and regulatory personnel and

the FFLs that routinely respond to the National Tracing Center's inquiries, the *Crime Gun Trace Reports* provide an overview of crime guns throughout the country in significantly greater detail than previously available. ATF's primary operational focus is on the Federal offender. By reporting trace information in standardized form, ATF intends to enable State and local law enforcement officials and FFLs, as well as other Federal officials, to evaluate the information independently and to gain perspective on their local circumstances in order to adjust enforcement and preventive strategies accordingly.

How Law Enforcement Can Use this Report. Local law enforcement executives and Federal, State, and local prosecutors and investigators can make many uses of these reports. They furnish information relating to the following questions, among others: 1. *How many crime guns are being recovered from different age groups of offenders?* 2. *What kinds of guns are being recovered in my area?* 3. *What types of crimes are associated with these recovered crime guns?* 4. *Are the source areas in the county or State, or from out of State?* 5. *What types of guns are moving the fastest from the retail seller to recovery in crime?* 6. *Which guns may pose a special hazard to law enforcement officers?*

Using this information, law enforcement managers can decide what aspects of the firearms market deserve priority focus, by age group, by source area, or by type of crime, or any combination of these. Once these priorities are determined, information about specific crime guns and offenders can be obtained using all available investigative resources, including debriefing of arrestees, undercover and confi-

dential informant operatives; Project Online LEAD; Brady background check denial information; stolen firearms information; and special analyses by the Crime Gun Analysis Branch and equivalent analytic services in local police departments.

The combination of strategic information such as provided in these reports and investigative information will allow Federal, State, and local law enforcement officers to make the best use of available resources. Based on these factors, ATF and local law enforcement may decide to undertake criminal prosecution against traffickers, including felons, straw purchasers, firearms thieves, and unlicensed dealers, or regulatory actions against Federal firearms licensees.

Contents of the Reports. The *National* and *City Reports* include information about:

- **Highlights:** The *National* and *City Reports* each contain sections with highlights of the findings in the reports, focused on crime gun information relevant to law enforcement officials;
- **Possessors:** the age group and crimes of the crime gun possessors;
- **Crime guns:** the types, manufacturers, calibers, and, in some cities, models of the most frequently traced crime guns, including the most frequently traced crime guns for each city;
- **Gun trafficking indicators:** the time-to-crime and geographic sources of crime guns, multiple sales information, and percentage of crime guns with obliterated serial numbers;
- **Enforcement information:** successful Federal, State, and local investigations of the illegal diversion of firearms;
- **Information for law enforcement executives:** information and responses to frequently asked questions about crime gun tracing and related enforcement operations;
- **Crime gun tracing information:** number of traces submitted, degree of completeness of information provided, disposition of traces, and current and future developments in crime gun tracing; and
- **Technical information:** back-up information about the analysis, figures, and tables in the reports.

Youth Crime Gun Interdiction Initiative Cities

Atlanta	Georgia	Miami	Florida
Baltimore	Maryland	Milwaukee	Wisconsin
Birmingham	Alabama	Minneapolis	Minnesota
Boston	Massachusetts	New Orleans	Louisiana
Bridgeport*	Connecticut	New York	New York
Charlotte-Mecklenburg	North Carolina	Oakland	California
Chicago	Illinois	Omaha	Nebraska
Cincinnati	Ohio	Philadelphia	Pennsylvania
Cleveland	Ohio	Phoenix	Arizona
Dallas	Texas	Portland	Oregon
Denver/Aurora	Colorado	Richmond*	Virginia
Detroit	Michigan	Salinas**	California
Gary*	Indiana	San Antonio	Texas
Houston	Texas	San Jose	California
Jersey City*	New Jersey	Seattle**	Washington
Las Vegas	Nevada	St. Louis	Missouri
Los Angeles	California	Tampa	Florida
Louisville	Kentucky	Tucson	Arizona
Memphis	Tennessee	Washington	District of Columbia

* City reports were compiled for four cities with populations smaller than 250,000, but trace requests from these cities were not included in most of the tables in the national report. Gary, Indiana and Jersey City, New Jersey were included in the national analysis of the occurrence of specific firearm models because these cities supplied unusually complete data.

** Salinas and Seattle traced too few guns during 1999 to be included in the national report. A small number of trace requests from Seattle were included in the analysis of specific firearm models because this information was unusually complete on the traces submitted by Seattle.

The Youth Crime Gun Interdiction Initiative

The annual *Crime Gun Trace Reports* began in 1997 as part of ATF's Youth Crime Gun Interdiction Initiative (YCGII), a youth-focused firearms enforcement program that is a component of ATF's overall firearms enforcement program, the Integrated Violence Reduction Strategy. For this reason, YCGII is referred to throughout this report.

Participating jurisdictions. While many law enforcement agencies trace some crime guns, agencies participating in YCGII commit to instituting comprehensive tracing of all crime guns, providing the maximum investigative leads for law enforcement officials, and permitting optimal strategic analysis. These cities receive special support from ATF. All 36 cities with *City Reports* participate in YCGII. As more law enforcement agencies acquire crime gun tracing as an investigative tool, or implement State comprehensive crime gun tracing laws, ATF expects to include trace information from these jurisdictions in the annual *Crime Gun Trace Reports*.

National Tracing Center and Crime Gun Analysis Branch: field support. The National Tracing Division staff conducts traces, analyzes the results, provides case leads, crime gun mapping, and jurisdictional analysis for ATF agents and inspectors and for other law enforcement agencies, and prepares the *Crime Gun Trace Reports*. The YCGII staff at the National Tracing Center provides trace support for all ATF firearms enforcement programs and locally based gun enforcement initiatives. A national update on crime gun tracing is included in the *National Report*, and city information in each *City Report*.

In the field: investigations, inspections, trace support, and training. In the field, YCGII is an enforcement collaboration among Federal, State, and local law enforcement agencies, and ATF agents and inspectors. The primary role of the YCGII field staff is to conduct criminal investigations and regulatory inspections. YCGII also provides joint training in tracing, serial number restoration, and gun enforcement investigative methods to ATF agents and their State and local partners. YCGII staff also assist local law enforcement agencies to establish crime gun tracing, with technical support and training.

YCGII's special focus on juvenile and youth gun crime. As the *National Report* shows, juveniles (ages 17 and under) accounted for 9 percent of traced crime guns, and youth (ages 18-24) accounted for 34 percent of traced crime guns. The Federal Bureau of Investigation (FBI)'s *Supplemental Homicide Reports* show that gun homicides committed by juveniles and youth have declined 41 percent, from 11,657 in 1993 to 6,863 in 1998, but they still accounted for 57 percent of all gun homicides in 1998. ATF agents and inspectors participating in YCGII have a special responsibility for developing investigative information and carrying out enforcement actions involving juveniles and youth. Because juveniles are prohibited from acquiring and possessing handguns without parental involvement, some form of illegal diversion is almost always implicated in an investigation involving a juvenile's possession of a handgun, making crime handgun tracing especially critical. The *Crime Gun Trace Reports*, therefore, focus throughout on the variations in the crime guns and sources of illegal supply to juveniles, youth, and adults.

Following the Gun to Successful Firearms Enforcement

Crime gun tracing. Crime gun tracing is a law enforcement tool developed by ATF to investigate violations of the Nation's firearms laws. A crime gun trace identifies the Federal firearms licensee (FFL) who is the original retail seller of the firearm and the firearm's retail purchaser by tracking the manufacturer, caliber, and serial number on transfer documentation from the manufacturer or importer through the wholesaler to the retail seller and first purchaser. *A crime gun trace alone does not mean that an FFL or firearm purchaser has committed an unlawful act. Crime gun trace information is used in combination with other investigative facts in regulatory and criminal enforcement.* Crime gun tracing has three primary purposes:

- **Identifying individual armed criminals for prosecution.** Like a fingerprint or other identifying evidence, a crime gun trace is used in individual cases to link a firearm offender to his or her weapon, or identify the illegal supplier of a firearm to the criminal, juvenile, or other person prohibited from possessing a firearm. Such investigative work is conducted by local officials and by ATF.
- **Proactive local investigative and strategic analysis to target armed violent criminals and gun traffickers for prosecution.** When officials in a jurisdiction trace all recovered crime guns, law enforcement officials are able to detect patterns in the buying and selling of crime guns in their areas (pattern and trend analysis). This information combined with other indicators leads to the arrest of additional traffickers and armed felons and to regulatory enforcement actions against Federal firearms licensees violating the firearms laws and trafficking illegally. Analysis and mapping of local crime gun patterns is done by ATF at the Crime Gun Analysis Branch and in the field and by State and local law enforcement officials with access to ATF's Online LEAD crime gun information system, or using State firearms information systems.
- **Crime Gun Trace Reports to assist law enforcement officials in placing local crime guns in a regional and national strategic enforcement context.** Analysis of all available comprehensive trace information, locally and nationally, informs Federal, State, and local authorities of the source and market areas for crime guns, and other regional patterns. This information enables ATF to target criminal and regulatory resources, and assist Federal, State, and local law enforcement officials to develop national, regional, and local strategic responses to gun crime. ATF is uniquely qualified to conduct such analysis because it is the repository for crime gun traces and related information from all jurisdictions that trace crime guns.

Ballistics identification in relation to crime gun tracing. Many agencies are now using both crime gun tracing and ballistics identification to support firearm investigations. An expended cartridge or bullet may be recovered in addition to or in the absence of a crime gun. Once entered in an imaging database, the recovered cartridge or bullet can be matched to previously entered ballistics images to identify repeat uses of the same firearm. Currently, ballistics images also can provide the basis for a crime gun trace only if the firearm with which they are associated has been previously traced and a cartridge or bullet from that firearm entered into a local database of the National Integrated Ballistics Information Network. Ballistics Imaging technology does not automatically submit the crime gun to be traced through the National Tracing Center. In the future, expansion of the crime gun tracing system to include trace information derived from ballistics images as well as recovered firearms will allow additional firearms crimes to be solved and a more complete understanding of how violent offenders and prohibited persons illegally obtain firearms.

Part I

Minneapolis, Minnesota
City Report

Highlights of the MINNEAPOLIS City Report

Youth Crime Gun Interdiction Initiative (YCGII)

These findings summarize the trace information for crime guns recovered in the City of Minneapolis during 1999 and traced in 1999 by law enforcement agencies in Minneapolis, including the Minneapolis Police Department and ATF. A survey conducted by ATF that determined Minneapolis, Minnesota, was tracing comprehensively in 1999.

Crime Gun Possessors (Table A)

Juveniles (ages 17 & under). There were no crime guns associated with juvenile possessors. Nine percent of crime guns were recovered from juveniles for comparable YCGII cities.

Youth (ages 18 – 24) were associated with 58 percent of recovered crime guns, a significantly higher percentage than the average of 34 percent for comparable YCGII cities.

Adults (ages 25 & older) accounted for 42 percent of recovered crime guns in Minneapolis.

Crime Guns and Illegal Diversion

Few Crime Gun Possessors Bought Their Guns Directly from Federally Licensed Gun Dealers. (Table A) Nearly 99 percent of Minneapolis crime guns changed hands at least once before reaching the crime gun possessor, and could have been legally transferred, straw purchased, otherwise trafficked, stolen, or a combination of these. Trafficking investigations can determine how these guns were obtained by the crime gun possessor.

Many Crime Guns Had a Short Time-to-Crime. Notwithstanding that most crime guns were bought from an FFL by someone other than their criminal possessor, many crime guns were recovered soon after their initial purchase. A short time from retail sale to recovery in crime, known as time-to-crime, is an indicator of illegal diversion or criminal intent associated with the retail sale. The presence of short time-to-crime guns also shows that many firearm offenses, including violent offenses with firearms, involve new guns.

The median time-to-crime for guns traced from Minneapolis, where time-to-crime could be determined, was 4.9 years, as compared to the median of 5.7 years for comparable YCGII cities. The many guns that moved quickly from retail sale to recovery by law enforcement provide a wealth of investigative opportunities.

- 36 percent of crime guns had a time-to-crime of less than 3 years (32 percent for comparable YCGII cities).
- 18 percent of crime guns had a time-to-crime of a year or less (15 percent for comparable YCGII cities).

Obliteration of Serial Numbers. (Table G) Obliteration of serial numbers is a key trafficking indicator.

- Nearly 8 percent of handguns recovered in Minneapolis had obliterated serial numbers, a higher percentage than handguns recovered in comparable YCGII cities (6 percent).
- 9 percent of the semiautomatic pistols recovered in Minneapolis had obliterated serial numbers.

Types of Crime Guns (Table C)

Handguns accounted for more than 70 percent of Minneapolis' traced crime guns.

Semiautomatic pistols accounted for 49 percent of crime guns; revolvers, 20 percent.

- Semiautomatic pistols dominated among recovered crime guns recovered from youth (69 percent) and adults (57 percent).

Long guns accounted for about 30 percent of crime guns recovered in Minneapolis. By age group, long guns constituted 19 percent of adult crime guns and 10 percent of youth crime guns.

Most Frequently Traced Crime Guns by Manufacturer and Caliber (Table D)

	Manufacturer	Caliber	Type of Crime Gun
1.	Remington Arms Company	12 GA	Shotgun
2.	Ruger	9mm	Semiautomatic Pistol
3.	Smith & Wesson	9mm	Semiautomatic Pistol
4.	Smith & Wesson	.38	Revolver
5.	Lorcin Engineering	.380	Semiautomatic Pistol
6.	Marlin	.22	Rifle
7.	Glock G.m.b.H.	9mm	Semiautomatic Pistol
8.	Raven Arms	.25	Semiautomatic Pistol
9.	Remington Arms Company	.22	Rifle
10.	Taurus	9mm	Semiautomatic Pistol

Geographic Sources (Table F)

In-State. Minnesota Federal firearms licensees (FFLs) were the source of 60 percent of all traceable crime guns recovered in Minneapolis.

- **In-County.** FFLs located in Hennepin County were the source of 42 percent of crime guns that were recovered in Minneapolis and purchased in Minnesota.

Regional. Another 7 percent of Minneapolis' traceable crime guns were first purchased at FFLs in the nearby State of Wisconsin.

National. An additional 9 percent of crime guns recovered in Minneapolis were first purchased at FFLs in the southern States of Mississippi, Texas, Virginia, and Louisiana.

ATF CRIME GUN TRACE REPORT

Minneapolis, Minnesota

Report Period : January 1, 1999 - December 31, 1999

Table A: Crime Gun Trace Requests: Age of Possessor and Relationship to Purchaser

This table provides information about the possessors of the crime guns for which trace requests were submitted from this community to the National Tracing Center. Since not all recovered firearms are found in an individual's possession, not all crime guns can be associated with a possessor when a trace request is made. Identifying cases where the purchaser is not the same individual as the possessor allows the law enforcement agency to focus on firearms that change hands before they are recovered as crime guns. Interim transfers can involve legal or illegal activity, including (but not limited to) gift exchange, straw purchase, resale of the firearm by licensed or unlicensed sellers, theft, or a combination of these.

	Number of Requests	Percent of Requests
Trace Requests	833	100.0
Trace Requests for which Possessor's Age Can Be Determined	50	6.0
Crime Gun Trace Requests with:		
Juvenile Possessor (Ages 17 & Under)	0	0.0
Youth Possessor (Ages 18 - 24)	29	58.0
Adult Possessor (Ages 25 & Older)	21	42.0
Trace Requests for which a Possessor Can Be Identified	349	41.9
Trace Results Identify Purchaser	415	49.8
Trace Identifies Both Purchaser and Possessor	171	20.5
Possessor Is Not the Same Individual as the Purchaser	169	98.8*

* The denominator used to calculate this result is the total number of trace requests where both a purchaser and possessor have been identified.

ATF CRIME GUN TRACE REPORT

Minneapolis, Minnesota

Report Period : January 1, 1999 - December 31, 1999

Table B: Crime Gun Trace Requests: Crime Type by Age of Possessor

This table depicts the crimes most frequently associated with crime gun trace requests submitted from this community by age. This information can be useful in developing an enforcement or intervention strategy that focuses on particular types of crimes. The general term “Firearm Offenses” can include any offense or crime in which a firearm was involved. It is also commonly used by local law enforcement agencies and the National Tracing Center when more detailed crime information is not available at the time the trace request is submitted to the National Tracing Center.

Crime Type	Total	Juveniles (Ages 17 & Under)	Youth (Ages 18 - 24)	Adult (Ages 25 & Older)	Age Unknown
Number of Trace Requests					
Firearm Offenses	535	0	17	17	501
Homicide	24	0	2	1	21
Kidnapping	5	0	0	0	5
Robbery	3	0	0	0	3
Sex Crimes	0	0	0	0	0
Assaults/Threats	68	0	3	1	64
Burglary/Theft/Fraud	8	0	0	0	8
Vice Crimes	2	0	0	0	2
Narcotics	126	0	3	2	121
Other Crime Types*	62	0	4	0	58
Total	833	0	29	21	783

Crime Type	Total	Juveniles (Ages 17 & Under)	Youth (Ages 18 - 24)	Adult (Ages 25 & Older)	Age Unknown
Percent of Trace Requests					
Firearm Offenses	64.2	0.0	58.6	81.0	64.0
Homicide	2.9	0.0	6.9	4.8	2.7
Kidnapping	0.6	0.0	0.0	0.0	0.6
Robbery	0.4	0.0	0.0	0.0	0.4
Sex Crimes	0.0	0.0	0.0	0.0	0.0
Assaults/Threats	8.2	0.0	10.3	4.8	8.2
Burglary/Theft/Fraud	1.0	0.0	0.0	0.0	1.0
Vice Crimes	0.2	0.0	0.0	0.0	0.3
Narcotics	15.1	0.0	10.3	9.5	15.5
Other Crime Types*	7.4	0.0	13.8	0.0	7.4
Total	100.0	100.0	100.0	100.0	100.0

* Other crime types include, but are not limited to, the following violations: health-safekeeping, public peace, crimes against person, cruelty towards children/spouse, and public order crimes.

ATF CRIME GUN TRACE REPORT

Minneapolis, Minnesota

Report Period : January 1, 1999 - December 31, 1999

Table C: Crime Gun Trace Requests: Type of Firearm by Age of Possessor

This table depicts the number of crime gun trace requests from this community by firearm type. Recoveries are identified as having been from adults, youth, juveniles, age unknown, and from all groups combined. This information can be useful in developing an enforcement strategy that focuses on the kinds of crime guns used by particular age groups.

Type of Firearm	Total	Juveniles (Ages 17 & Under)	Youth (Ages 18 - 24)	Adult (Ages 25 & Older)	Age Unknown
Number of Trace Requests					
Semiautomatic Pistol	409	0	20	12	377
Revolver	163	0	6	5	152
Rifle	123	0	1	1	121
Shotgun	127	0	2	3	122
Derringer	9	0	0	0	9
Combination Gun*	0	0	0	0	0
Destructive Device**	1	0	0	0	1
Machine Gun	0	0	0	0	0
Unknown Gun Type	1	0	0	0	1
Total	833	0	29	21	783

Type of Firearm	Total	Juveniles (Ages 17 & Under)	Youth (Ages 18 - 24)	Adult (Ages 25 & Older)	Age Unknown
Percent of Trace Requests					
Semiautomatic Pistol	49.1	0.0	69.0	57.1	48.1
Revolver	19.6	0.0	20.7	23.8	19.4
Rifle	14.8	0.0	3.4	4.8	15.5
Shotgun	15.2	0.0	6.9	14.3	15.6
Derringer	1.1	0.0	0.0	0.0	1.1
Combination Gun*	0.0	0.0	0.0	0.0	0.0
Destructive Device**	0.1	0.0	0.0	0.0	0.1
Machine Gun	0.0	0.0	0.0	0.0	0.0
Unknown Gun Type	0.1	0.0	0.0	0.0	0.1
Total	100.0	100.0	100.0	100.0	100.0

* A combination gun is a multi-barreled firearm designed or redesigned, made or remade, and intended to be fired from the shoulder having two or more different caliber barrels. Such firearms generally exhibit some combination of rifled barrels and smoothbore shotgun barrels.

** A destructive device is any type of weapon by whatever name known which will, or which may be readily converted to, expel a projectile by the action of an explosive or other propellant, and which has any barrel with a bore of more than one-half inch in diameter.

ATF CRIME GUN TRACE REPORT

Minneapolis, Minnesota

Report Period : January 1, 1999 - December 31, 1999

Table D: Most Frequent Crime Gun Trace Requests: Manufacturer, Caliber, and Type by Age of Possessor

This table depicts the most frequently recovered and traced crime guns by firearm type, manufacturer, and caliber in this community. This report does not distinguish among models of firearms of the same manufacturer, caliber, and type. For instance, all .38 caliber revolvers manufactured by Smith & Wesson are considered as a group. Recovered crime guns are often concentrated among relatively few kinds of firearms.

Juveniles (Ages 17 & Under)

	Number of Kinds of Crime Guns	Number of Crime Guns	Percent of Crime Guns
Total	0	0	0.0
Most Frequent Kinds of Crime Guns	0	0	0.0
All Other Kinds of Crime Guns	0	0	0.0

Youth (Ages 18 - 24)

	Number of Kinds of Crime Guns	Number of Crime Guns	Percent of Crime Guns
Total	26	29	100.0
Most Frequent Kinds of Crime Guns	10	13	44.8
All Other Kinds of Crime Guns	16	16	55.2

Most Frequent Kinds of Crime Guns

Manufacturer	Caliber	Type of Crime Gun	Number of Crime Guns	Percent of Crime Guns
Smith & Wesson	.40	Semiautomatic Pistol	3	10.3
Glock G.m.b.H.	9mm	Semiautomatic Pistol	2	6.9
Beretta (FI Industries)	9mm	Semiautomatic Pistol	1	3.4
Bryco Arms	9mm	Semiautomatic Pistol	1	3.4
Colt	.38	Revolver	1	3.4
Colt	.45	Semiautomatic Pistol	1	3.4
Fabrica Militar de Armas Portatiles	9mm	Semiautomatic Pistol	1	3.4
FEG	.380	Semiautomatic Pistol	1	3.4
Interdynamics	9mm	Semiautomatic Pistol	1	3.4
Llama (Gabilondo & CIA)	.45	Semiautomatic Pistol	1	3.4

ATF CRIME GUN TRACE REPORT

Minneapolis, Minnesota

Adults (Ages 25 & Older)

	Number of Kinds of Crime Guns	Number of Crime Guns	Percent of Crime Guns
Total	19	21	100.0
Most Frequent Kinds of Crime Guns	2	4	19.0
All Other Kinds of Crime Guns	17	17	81.0

Most Frequent Kinds of Crime Guns

Manufacturer	Caliber	Type of Crime Gun	Number of Crime Guns	Percent of Crime Guns
Taurus	.357	Revolver	2	9.5
Taurus	9mm	Semiautomatic Pistol	2	9.5

All Crime Guns in this Jurisdiction*

	Number of Kinds of Crime Guns	Number of Crime Guns	Percent of Crime Guns
Total	277	833	100.0
Most Frequent Kinds of Crime Guns	10	186	22.3
All Other Kinds of Crime Guns	267	647	77.7

Most Frequent Kinds of Crime Guns

Manufacturer	Caliber	Type of Crime Gun	Number of Crime Guns	Percent of Crime Guns
Remington Arms Company	12 GA	Shotgun	27	3.2
Ruger	9mm	Semiautomatic Pistol	23	2.8
Smith & Wesson	9mm	Semiautomatic Pistol	22	2.6
Smith & Wesson	.38	Revolver	20	2.4
Lorcin Engineering	.380	Semiautomatic Pistol	19	2.3
Marlin	.22	Rifle	19	2.3
Glock G.m.b.H.	9mm	Semiautomatic Pistol	14	1.7
Raven Arms	.25	Semiautomatic Pistol	14	1.7
Remington Arms Company	.22	Rifle	14	1.7
Taurus	9mm	Semiautomatic Pistol	14	1.7

* This section reports the most frequent guns traced for all age groups and an additional 783 trace requests where the possessor's age is unknown.

ATF CRIME GUN TRACE REPORT

Minneapolis, Minnesota

Report Period : January 1, 1999 - December 31, 1999

Table E: Time-to-Crime for Most Frequently Traced Crime Guns by Manufacturer, Caliber, and Type

This table depicts time-to-crime for those crime guns most frequently requested for tracing in this community as depicted in table D. Time-to-crime is the period of time between the retail sale of a firearm by a Federal firearms licensee and the date the firearm is recovered by enforcement officials or requested for tracing. A short time-to-crime can be an indicator of illegal firearms trafficking. In the tables below, the proportion of traceable firearms showing a time-to-crime of three years or less is shown; experienced trafficking investigators view a time-to-crime of three years or less as an especially useful trafficking indicator. Time-to-crime information can be useful in developing an enforcement strategy that identifies and investigates the specific sources of these firearms.

Juveniles (Ages 17 & Under)

Manufacturer	Caliber	Type of Crime Gun	Number of Crime Guns		Median Time-to-Crime in Years	Time-to-Crime of 3 Years or less		Fastest Case (in days)***
			All	With Time-to-Crime*		Number	Percent**	

Youth (Ages 18 - 24)

Manufacturer	Caliber	Type of Crime Gun	Number of Crime Guns		Median Time-to-Crime in Years	Time-to-Crime of 3 Years or less		Fastest Case (in days)***
			All	With Time-to-Crime*		Number	Percent**	
Smith & Wesson	.40	Semiautomatic Pistol	3	2	1.4	2	100.0	228
Glock G.m.b.H.	9mm	Semiautomatic Pistol	2	1		1	100.0	953
Beretta (FI Industries)	9mm	Semiautomatic Pistol	1	1		0	0.0	2,342
Bryco Arms	9mm	Semiautomatic Pistol	1	1		1	100.0	750
Colt	.38	Revolver	1	0		0		
Colt	.45	Semiautomatic Pistol	1	1		0	0.0	1,429
FMAP	9mm	Semiautomatic Pistol	1	0		0		
FEG	.380	Semiautomatic Pistol	1	1		1	100.0	203
Interdynamics	9mm	Semiautomatic Pistol	1	1		0	0.0	5,638
Llama (Gabilondo & CIA)	.45	Semiautomatic Pistol	1	1		0	0.0	4,690

ATF CRIME GUN TRACE REPORT

Minneapolis, Minnesota

Adults (Ages 25 & Older)

Manufacturer	Caliber	Type of Crime Gun	Number of Crime Guns		Median Time-to-Crime in Years	Time-to-Crime of 3 Years or less		Fastest Case (in days)***
			All	With Time-to-Crime*		Number	Percent**	
Taurus	.357	Revolver	2	2	1.1	2	100.0	164
Taurus	9mm	Semiautomatic Pistol	2	1		0	0.0	1,532

All Crime Guns in this Jurisdiction****

Manufacturer	Caliber	Type of Crime Gun	Number of Crime Guns		Median Time-to-Crime in Years	Time-to-Crime of 3 Years or less		Fastest Case (in days)***
			All	With Time-to-Crime*		Number	Percent**	
Remington Arms Company	12 GA	Shotgun	27	12	6.9	2	16.7	29
Ruger	9mm	Semiautomatic Pistol	23	18	1.3	11	61.1	26
Smith & Wesson	9mm	Semiautomatic Pistol	22	12	4.8	4	33.3	71
Smith & Wesson	.38	Revolver	20	8	10.5	0	0.0	1,994
Lorcin Engineering	.380	Semiautomatic Pistol	19	15	2.6	8	53.3	38
Marlin	.22	Rifle	19	10	5.9	4	40.0	198
Glock G.m.b.H.	9mm	Semiautomatic Pistol	14	12	1.8	8	66.7	7
Raven Arms	.25	Semiautomatic Pistol	14	10	10.6	0	0.0	2,473
Remington Arms Company	.22	Rifle	14	3	3.0	1	33.3	206
Taurus	9mm	Semiautomatic Pistol	14	7	4.6	2	28.6	14

* Time-to-crime can only be calculated when a trace is completed and a recovery date is submitted. Table J provides further explanation as to why a trace cannot be completed, such that a time-to-crime cannot be established.

** The denominator used to calculate this result is the total number of trace requests where a time-to-crime was established.

*** A time-to-crime of 0 days indicates the recovery of a firearm during or immediately following a sale from a Federal firearms licensee.

**** This table is based on crime guns associated with adults, youth, juveniles, and individuals whose ages are unknown.

ATF CRIME GUN TRACE REPORT

Minneapolis, Minnesota

Report Period : January 1, 1999 - December 31, 1999

Table F: Most Frequent Source States for Crime Guns Traced to a Firearms Dealer

This table depicts the most frequent source States for crime guns recovered in this community and traced to a firearms dealer. This information can be useful in developing an enforcement strategy that identifies and investigates the specific illegal sources of crime guns from those areas. A further breakdown shows how many crime guns were recovered within this community's county, within an adjacent county, and from other counties within the State.

Juveniles (Ages 17 & Under)

Crime Gun Source State	Number of Crime Guns	Percent of Crime Guns*	Total Number of Crime Guns	Percent of Crime Guns**
Total for the Top Source States			0	0.0
Total for the Other Source States***			0	0.0
Total of All Crime Guns with a Source State Identified			0	0.0

Youth (Ages 18 - 24)

Crime Gun Source State		Number of Crime Guns	Percent of Crime Guns*	Total Number of Crime Guns	Percent of Crime Guns**
Minnesota	<i>Same County</i>	<i>6</i>	<i>37.5</i>		
	<i>Adjacent County</i>	<i>3</i>	<i>18.8</i>		
	<i>Other Counties in State</i>	<i>7</i>	<i>43.8</i>		
	<i>Total in State</i>	<i>16</i>	<i>100.0</i>	16	66.7
Louisiana				2	8.3
Florida				1	4.2
Indiana				1	4.2
Iowa				1	4.2
Kentucky				1	
Oklahoma				1	
Washington				1	
Total for the Top Source States				24	100.0
Total for the Other Source States***				0	0.0
Total of All Crime Guns with a Source State Identified				24	100.0

ATF CRIME GUN TRACE REPORT

Minneapolis, Minnesota

Adults (Ages 25 & Older)

Crime Gun Source State		Number of Crime Guns	Percent of Crime Guns*	Total Number of Crime Guns	Percent of Crime Guns**
Minnesota	<i>Same County</i>	5	55.6		
	<i>Adjacent County</i>	0	0.0		
	<i>Other Counties in State</i>	4	44.4		
	<i>Total in State</i>	9	100.0	9	64.3
Illinois				2	14.3
Maryland				1	7.1
Mississippi				1	7.1
Texas				1	
Total for the Top Source States				14	100.0
Total for the Other Source States***				0	0.0
Total of All Crime Guns with a Source State Identified				14	100.0

All Crime Guns in this Jurisdiction****

Crime Gun Source State		Number of Crime Guns	Percent of Crime Guns*	Total Number of Crime Guns	Percent of Crime Guns**
Minnesota	<i>Same County</i>	121	42.2		
	<i>Adjacent County</i>	46	16.0		
	<i>Other Counties in State</i>	120	41.8		
	<i>Total in State</i>	287	100.0	287	59.9
Wisconsin				31	6.5
Illinois				12	2.5
Mississippi				12	2.5
Texas				11	2.3
Ohio				10	2.1
Virginia				10	2.1
California				9	1.9
Louisiana				9	1.9
Indiana				7	
Total for the Top Source States				398	83.1
Total for the Other Source States***				81	16.9
Total of All Crime Guns with a Source State Identified				479	100.0

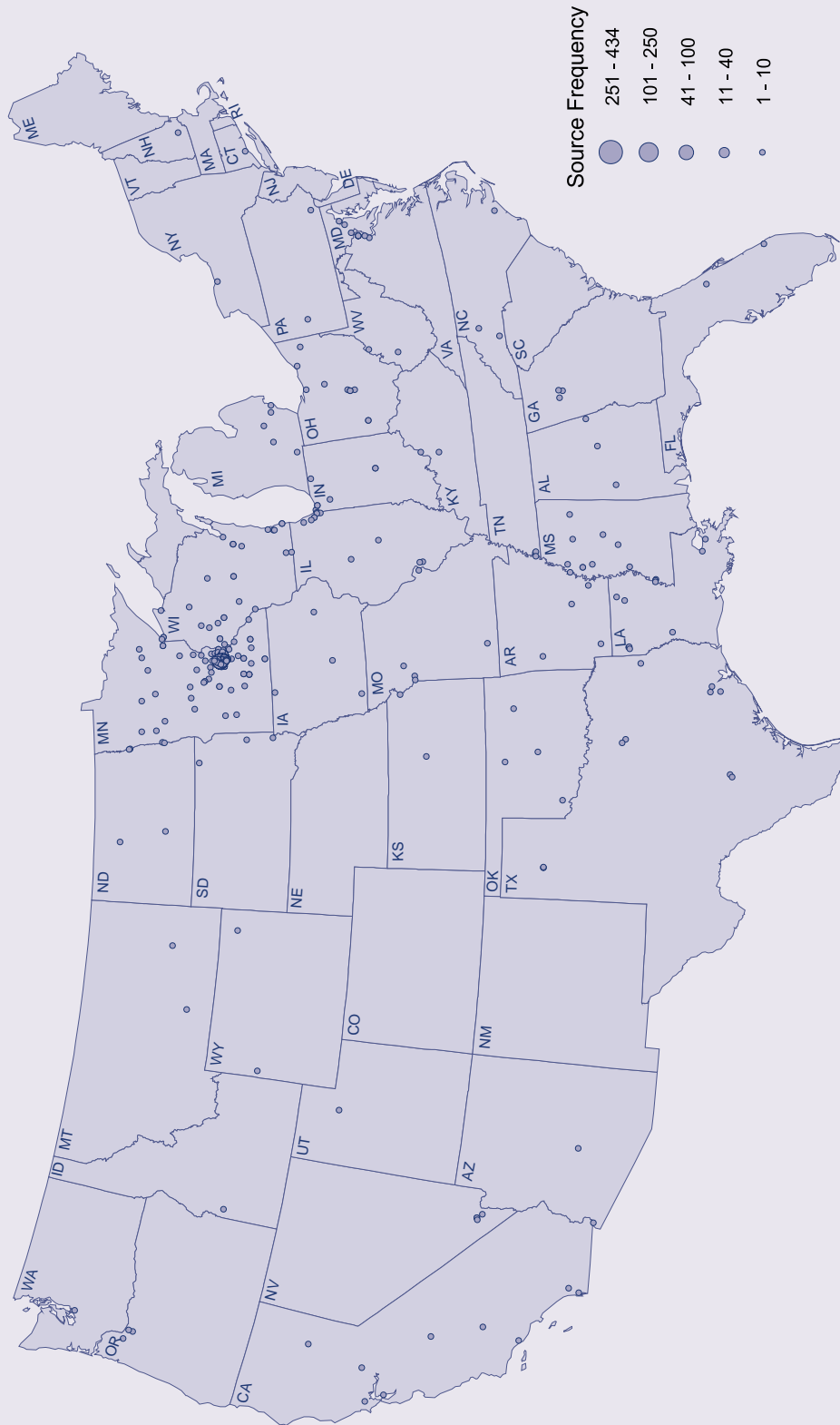
* The denominator used to calculate this result is the total of all crime guns recovered in the State in which this community is located.

** The denominator used to calculate this result is the total of all crime guns where a source State is identified.

*** Other source States may include Guam, Puerto Rico, and/or the Virgin Islands.

**** This table is based on crime guns associated with adults, youth, juveniles, and individuals whose ages are unknown.

Figure 1
Source Areas for Crime Guns Traced from Minneapolis, MN 1999
by Zip Code of Federal Firearms Licensee



Department of the Treasury
Bureau of Alcohol, Tobacco and Firearms
Crime Gun Analysis Branch

ATF CRIME GUN TRACE REPORT

Minneapolis, Minnesota

Report Period : January 1, 1999 - December 31, 1999

Table G: Crime Guns with Obliterated Serial Numbers*

Crime guns can have partially or completely obliterated serial numbers. This report reflects an undercount of obliterated and restored serial numbers because, among other reasons, trace requests from local law enforcement agencies may not indicate when obliterated serial numbers have already been restored prior to their submission to the National Tracing Center.

Type of Firearm	All Crime Guns		Crime Guns with Obliterated Serial Numbers		
	Number	Percent**	Number	Percent for Age Group**	Percent of Firearm Type**
Juveniles (Ages 17 & Under)					
Semiautomatic Pistol	0	0.0	0	0.0	0.0
Revolver	0	0.0	0	0.0	0.0
Derringer	0	0.0	0	0.0	0.0
Total	0	0.0	0	0.0	0.0

Youth (Ages 18 - 24)

Type of Firearm	Number	Percent**	Number	Percent for Age Group**	Percent of Firearm Type**
Semiautomatic Pistol	20	76.9	1	100.0	5.0
Revolver	6	23.1	0	0.0	0.0
Derringer	0	0.0	0	0.0	0.0
Total	26	100.0	1	100.0	3.8

Adults (Ages 25 & Older)

Type of Firearm	Number	Percent**	Number	Percent for Age Group**	Percent of Firearm Type**
Semiautomatic Pistol	12	70.6	0	0.0	0.0
Revolver	5	29.4	0	0.0	0.0
Derringer	0	0.0	0	0.0	0.0
Total	17	100.0	0	0.0	0.0

All Crime Guns in this Jurisdiction

Type of Firearm	Number	Percent	Number	Percent of All Trace Requests	Percent of All Firearm Types
Semiautomatic Pistol	409	70.4	37	82.2	9.0
Revolver	163	28.1	7	15.6	4.3
Derringer	9	1.5	1	2.2	11.1
Total	581	100.0	45	100.0	7.7

* Figures on obliterated serial numbers include handguns only. It is not always possible to determine from trace information whether the serial number of a long gun has been obliterated.

** Based on the trace requests for which the possessor's age can be determined.

ATF CRIME GUN TRACE REPORT

Minneapolis, Minnesota

Report Period : January 1, 1999 - December 31, 1999

Table H: Requests for Crime Gun Traces

This table displays the number of crime gun trace requests from this community to the National Tracing Center. It also indicates the completeness of certain trace data submitted for analysis. Lack of data may reflect unavailability or an issue that remains to be addressed by the police department and ATF. Since participating police agencies are in various stages of instituting comprehensive tracing, complete information on possessor identity, possessor's date of birth, etc., may not have been available.

	Number of Requests	Percent of Requests
Trace Requests	833	100.0
Trace Request Identifies Possessor	349	41.9
Trace Request Identifies Possessor's Date of Birth	50	6.0
Trace Request Identifies Possessor's Place of Birth	402	48.3
Trace Request Identifies Date Crime Gun Recovered	832	99.9
Trace Request Identifies Recovery Location	716	86.0
Trace Request Identifies Manufacturer of Firearm	810	97.2
Trace Request Requires an Importer	230	27.6
Trace Requestor Identifies an Importer	116	50.4*

* The denominator used to calculate this result is the total number of trace requests where an importer is required to complete the trace.

ATF CRIME GUN TRACE REPORT

Minneapolis, Minnesota

Report Period : January 1, 1999 - December 31, 1999

Table I: Results of Crime Gun Traces: Age of Possessor

This table depicts the number of crime gun trace requests received by the National Tracing Center from this community, the number and percentage of crime gun traces that were able to be initiated, and the extent to which the trace progressed. Where a trace identifies a Federal firearms licensee, the National Tracing Center can generally determine the source State of the firearm and the date on which it was first sold at retail. Further information from the Federal firearms licensee is required to identify first purchasers.

	Number of Crime Gun Trace Requests	Percent of Crime Gun Trace Requests	Percent of Crime Gun Traces Initiated
Juveniles (Ages 17 & Under)			
Crime Gun Trace Requests	0	0.0	
Traces Initiated*	0	0.0	0.0
Traced to FFL**	0	0.0	0.0
Purchaser Identified***	0	0.0	0.0
Youth (Ages 18 - 24)			
Crime Gun Trace Requests	29	100.0	
Traces Initiated*	27	93.1	100.0
Traced to FFL**	24	82.8	88.9
Purchaser Identified***	23	79.3	85.2
Adults (Ages 25 & Older)			
Crime Gun Trace Requests	21	100.0	
Traces Initiated*	20	95.2	100.0
Traced to FFL**	18	85.7	90.0
Purchaser Identified***	14	66.7	70.0
All Crime Guns in this Jurisdiction****			
Crime Gun Trace Requests	833	100.0	
Traces Initiated*	744	89.3	100.0
Traced to FFL**	523	62.8	70.3
Purchaser Identified***	415	49.8	55.8

* Crime gun trace requests may not be initiated for various reasons, such as: Federal law did not require dealers to maintain records prior to 1969; the firearm is classified as a military weapon; the weapon described is not a firearm as defined in Federal law; the weapon described is subject to the National Firearms Act (NFA), and/or the weapon described is a blackpowder firearm. Firearms predating the enactment of the 1968 Gun Control Act are generally untraceable.

** Reasons that crime guns may not be traced to a Federal firearms licensee include: manufacturer or wholesaler records were incomplete, destroyed, missing, not properly maintained, illegible, seized by law enforcement officials, or were not received by the NTC Out-of-Business records section when one of those entities went out of business.

*** Reasons crime guns may not be traceable to a first purchaser include: retailer records were incomplete, destroyed, missing, not properly maintained, illegible, seized by law enforcement officials, or were not received by the NTC Out-of-Business section when the FFL went out of business.

**** This table is based on crime guns associated with adults, youth, juveniles, and individuals whose ages are unknown.

ATF CRIME GUN TRACE REPORT

Minneapolis, Minnesota

Report Period : January 1, 1999 - December 31, 1999

Table J: Results of Crime Gun Traces: Detailed Analyses

	Number of Crime Guns	Percent of Crime Guns
Crime Gun Trace Requests	833	100.0
Crime Gun Trace Not Initiated	89	10.7
Reasons Trace Not Initiated*		
Firearm Manufactured Before 1969 and Not Traceable Through Out-of-Business Records		
Trace Request Submitted for Informational Purposes Only	79	9.5
Other Reasons	2	0.2
	8	1.0
Crime Gun Trace Initiated	744	89.3
Trace Initiated: Purchaser Identified	415	49.8
Trace Initiated: Purchaser Not Identified	329	39.5
Reasons Purchaser Not Identified		
Trace Terminated at Manufacturer/Importer Stage		
	244	29.3
Problem with Manufacturer Name	23	2.8
Problem with Importer Name	80	9.6
Problem with Crime Gun Serial Number**	135	16.2
Insufficient Information (unspecified)	0	0.0
Crime Gun Previously Reported Stolen***	6	0.7
Trace Terminated at Wholesaler/Retail Dealer Stage		
	82	9.8
No Response	0	0.0
Records Not Available	11	1.3
Records on This Crime Gun Not Available	56	6.7
20 Year Record Retention Requirement Expired	12	1.4
Crime Gun Reported Stolen During Inquiry	3	0.4
Other Dispositions		
	3	0.4
Terminated by Law Enforcement	0	0.0
Disposition Pending	0	0.0
Special Conditions	3	0.4

* Crime gun trace requests may not be initiated for various reasons, such as: the NTC received incorrect information or insufficient information to complete a firearm's trace request, improper nomenclature of a firearm, or misidentification of a firearm or the firearm's importer. Firearms predating the enactment of the 1968 Gun Control Act are generally untraceable.

** This category includes misread, obliterated, and obscured serial numbers. The number submitted may also be wrongly identified as a serial number or may not match records of guns manufactured. See Table G: Crime Guns with Obliterated Serial Numbers.

*** These are commercial thefts reported by manufacturers, retailers, or interstate carriers. Reporting is mandatory for manufacturers and retailers and voluntary for interstate carriers. Thefts from private individuals are not included in this category.