

PART IV:

Firearm Trafficking Investigations Updates and New Analysis

Firearm Trafficking Investigations

[NFCTA Volume III](#) incorporated input from a comprehensive national survey of special agents (SAs) who conducted ATF trafficking investigations. The analysis of trafficking investigations provided an updated account of contemporary trafficking channels through which criminals obtain firearms and insight into how illegal firearm markets work. The analysis also demonstrated that law enforcement can be successful in uncovering the illegal sources of firearms in a community and in holding firearm traffickers accountable for their crimes. This section recaps the types of firearm trafficking encountered by ATF SAs, summarizes the study's research methodology, and updates and expands upon Volume III's key research findings on trafficking investigations.

Types of Firearm Trafficking

Many criminals acquire firearms through illegal firearm markets supplied through a variety of sources.¹ Firearm trafficking can involve a diverse set of illegal activities ranging from the making of Privately Made Firearms (PMFs) for criminal purposes, to the theft of firearms from Federal firearm licensees (FFLs), to prohibited persons acquiring firearms from unlicensed sellers at gun shows, to the high-volume movement of firearms into criminal hands by corrupt FFLs. Firearm trafficking can involve the intrastate, interstate, and international movement of firearms and comprises:

- Trafficking in *new* firearms by large-scale straw purchasers, organized straw purchasing rings, and small-scale straw purchasers that acquire firearms from FFLs, at their licensed premises or at gun shows; by corrupt FFLs; or by unlicensed makers of PMFs.
- Trafficking in *secondhand* (or "used") firearms by large-scale straw purchasers, organized straw purchasing rings, and small-scale straw purchasers that acquire firearms from FFLs, at their licensed premises or at gun shows; by unlicensed sellers through flea markets, newspaper ads, gun publications, the internet, personal associations, or bartering and trading within criminal networks; or by corrupt FFLs.
- Trafficking in new and secondhand *stolen* firearms involving guns stolen from FFLs, or thefts from common carriers, private residences, and vehicles.
- Trafficking in PMFs, which is an emerging trend.

Firearm theft is often associated with trafficking. ATF investigates thefts from FFLs, who are required to report thefts or losses to ATF. ATF also investigates thefts from common carriers. Federal law does not require individual firearm owners to report the theft or loss of a firearm, though owners may report losses

to local authorities or the FBI to assist law enforcement and facilitate the return of the stolen property should it be recovered.

Study Population

ATF firearm trafficking investigations were defined as cases that involved “the movement of one or more firearms into the illegal market for a criminal purpose.” “Investigations” and “cases” were used as synonymous terms. The initial population of cases was identified using ATF’s case management system. All firearm trafficking investigations initiated between January 1, 2017, and December 31, 2021, and closed between January 1, 2017, and March 10, 2023, were included in the study. The survey data were then reviewed to ensure that the cases represented bona fide firearm trafficking investigations. The final survey population was 9,708 closed firearm trafficking investigations. Readers should refer to the [NFCTA Volume III report](#) for specific methodological details.

Summary of Key Findings

- Cases initiated from a Crime Gun Intelligence Center (CGIC) referral increased nearly 20 percentage points from about 13% in 2017 (291 of 2,227) to nearly 33% in 2021 (564 of 1,714). This represents a 151% increase in the share of cases initiated from CGIC referrals.
- As reflected in Table FTI-01, ATF investigations documented that firearms are illegally diverted through a diverse range of trafficking channels. These trafficking enterprises include unlicensed dealers who buy firearms with the primary purpose of reselling them, straw purchasers who buy firearms for criminal sellers and users, thieves and fences who sell firearms stolen from FFLs and private citizens, unlicensed firearm makers who sell firearms (i.e. PMFs) to prohibited persons, corrupt FFLs, and illegal importers / exporters who engage in unlawful firearm commerce. To facilitate illicit gun transfers, firearm traffickers exploit well-established firearm commerce venues, such as gun shows and flea markets, and new technology -- including online marketplaces, social media platforms, and peer-to-peer applications.

Table FTI-01: Total Number and Percentage of Cases by Firearm Trafficking Channel Types, 2017 – 2021

Trafficking Channel	Number of Cases	% Total Cases
Trafficking in firearms by an unlicensed dealer (private person)	3,404	40.7%
Trafficking in firearms by a straw purchaser or straw purchasing ring	3,305	39.5%
Trafficking in firearms stolen from an FFL	1,452	17.3%
Trafficking in firearms stolen from private persons	664	7.9%
Trafficking in firearms illegally exported from the United States	649	7.8%
Trafficking in firearms through online marketplaces	298	3.6%
Trafficking in firearms through unlicensed making (PMFs, etc.)	253	3.0%
Trafficking in firearms at gun shows, flea markets, or auctions	250	3.0%
Trafficking in firearms through social media platforms	227	2.7%
Trafficking in firearms by an FFL(s)	136	1.6%
Trafficking in firearms through peer-to-peer applications	83	1.0%
Trafficking in firearms illegally imported into the United States	75	0.9%
Trafficking in firearms stolen from a common carrier	50	0.6%
Trafficking in firearms through the dark web (e.g. via TOR or VPN concealer)	5	0.1%
Trafficking in firearms through printed classified or trade magazines	5	0.1%
Trafficking in firearms stolen from law enforcement or the military	4	0.0%

Note: Categories are not mutually exclusive.

- When compared to the [2000 report on firearm trafficking investigations](#), the data analyzed in the updated NFCTA report indicated shifts in the types of trafficking channels used over the course of the last two decades. Unlicensed making (*i.e.*, PMFs) was not previously considered to be a substantive pathway for criminals to acquire firearms; and it is now in the top ten trafficking channels. In contrast, corrupt FFL investigations represented almost 9% (133 of 1,530) of trafficking investigations in the 2000 report, but now represent less than 2% (136 of 8,373 with at least one channel identified) of trafficking investigations. This decrease in the share of trafficking investigations involving corrupt FFLs may represent enhanced screening of FFL applicants, improved regulation of active FFLs, deterrence generated by successful investigations and prosecutions of corrupt FFLs, and/or better business practices by active FFLs. Finally, the previous report scarcely mentioned unlawful selling of firearms over the internet as a source of guns to criminals. While only representing small shares of overall gun trafficking investigations, ATF SAs investigate firearm trafficking through web and application-based sources almost as frequently as firearm trafficking through gun shows, flea markets, and auctions. The relative prevalence of internet-related investigations reflects broader marketplace developments in the growth of online commerce.
- SAs provided information on source-to-market type in nearly 76% (7,350 of 9,708) of firearm trafficking cases. Nearly 56% (4,108 of 7,350) of these cases involved intrastate trafficking (Table FTI-02). In comparison, the 2000 report identified approximately 70% (1,072 of 1,530) of firearm trafficking cases involved intrastate trafficking. About 32% (2,358 of 7,350) of firearm trafficking cases involved interstate trafficking, compared to the approximately 44% of cases identified by the 2000 report. About 20% (1,503 of 7,350) of firearm trafficking cases involved international firearm trafficking. While the 2000 report only considered exports from the U.S., the percentage of international firearm trafficking cases in that timeframe was much smaller than reported by the updated NFCTA report, accounting for approximately 10% (170 of 1,530) of cases.

Table FTI-02: Source-to-Market Type, 2017 – 2021 (*N* = 7,350)

Source-to-Market Type	Number of Cases	% Total Cases
Intrastate	4,108	55.9%
Interstate	2,358	32.1%
U.S. to Foreign	1,411	19.2%
Foreign to U.S.	100	1.4%

Note: Categories are not mutually exclusive.

- Firearm trafficking investigations primarily involved the diversion of new, secondhand, and stolen firearms. While still representing a small share of cases, there was a notable increase in the percentage of investigations with trafficked PMFs between 2017 and 2021. Pistols and rifles were the most frequently trafficked PMFs. In National Firearm Act (NFA) trafficking investigations, all types of NFA weapons including machineguns, machinegun parts, machinegun conversion devices, silencers, silencer parts, and short-barreled rifles were trafficked.
- As reflected in Table FTI-03, ATF firearm trafficking investigations documented nearly 230,000 firearms trafficked in 7,779 cases between 2017 and 2021.² Most firearm trafficking investigations involved the diversion of a relatively small number of firearms with an overall mean of almost 30 firearms trafficked per investigation; 57% (4,438 of 7,779) of the investigations involved five or fewer firearms trafficked. Trafficking investigations involving the

diversion of 251 or more firearms represented less than 1% (55 of 7,779) of the cases but accounted for almost 59% (134,424 of 229,686) of the guns trafficked between 2017 and 2021.

Table FTI-03: Number of Cases and Volume of Combined Estimated and In-Custody Trafficked Firearms by Grouping Range, 2017 – 2021

Grouping Range	Number of Cases	% Total Cases	Est. # Firearms	Median	Mean	Est. % Firearms
1 - 5	4,438	57.1%	10,183	2.0	2.3	4.4%
6 - 10	1,188	15.3%	9,214	8.0	7.8	4.0%
11 - 20	936	12.0%	13,872	14.0	14.8	6.0%
21 - 50	776	10.0%	24,251	30.0	31.3	10.6%
51 - 100	255	3.3%	17,560	65.0	68.9	7.6%
101 - 250	131	1.7%	20,182	141.0	154.1	8.8%
251 or more	55	0.7%	134,424	485.0	2,444.1	58.5%
Total	7,779	100.0%	229,686	4.0	29.5	100.0%

- Nearly 56% (70,594 of 126,575) of the firearms trafficked were handguns.³ Rifles accounted for the second highest percentage of firearms at nearly 19% (23,511 of 126,575). While relatively few investigations involved FFL traffickers and trafficking in firearms through gun shows, these trafficking channels were associated with the highest mean numbers of trafficked firearms per investigation (57 and 59, respectively) (Table FTI-04). In contrast, the most frequent trafficking channels were associated with smaller mean numbers of firearms per investigation. Unlicensed dealers averaged about 20 trafficked firearms per case, FFL thieves averaged almost 14 trafficked firearms per case, and straw purchasers averaged a little more than 11 trafficked firearms per case.

Table FTI-04: Firearm Trafficking Volume by Trafficking Channel, 2017 – 2021

Trafficking Channel	Number of Cases	Mean	Total Firearms
Trafficking in firearms by an unlicensed dealer (private person)	3,403	20.1	68,388
Trafficking in firearms by a straw purchaser or straw purchasing ring	3,305	11.4	37,749
Trafficking in firearms stolen from an FFL	1,452	13.9	20,202
Trafficking in firearms stolen from private persons	664	14.0	9,319
Trafficking in firearms illegally exported from the United States	649	16.7	10,809
Trafficking in firearms through online marketplaces	297	47.1	13,983
Trafficking in firearms through unlicensed making (PMFs, etc.)	252	35.0	8,814
Trafficking in firearms at gun shows, flea markets, or auctions	250	59.1	14,775
Trafficking in firearms through social media platforms	226	27.8	6,287
Trafficking in firearms by an FFL(s)	136	57.3	7,795

Note: Categories are not mutually exclusive.

- SAs identified at least one firearm trafficker in 80% (7,762 of 9,708) of the cases in the study period.⁴ In total, 12,416 distinct traffickers were identified.
 - The identified firearm traffickers tended to be white (53%; 5,528 of 10,506), male (84%; 9,773 of 11,625), and U.S. citizens (95%; 10,246 of 10,773).
 - Approximately 37% (3,443 of 9,221) had no known criminal activity; about 27% (2,486 of 9,221) had prior felony convictions, and more than 16% (1,512 of 9,221) had a prior arrest without a known prohibiting conviction. Other noteworthy characteristics included

being a drug user (20%; 1,810 of 9,221) or known gang member or associate (17%; 1,605 of 9,221).

- The most prominent age group was young adults (age 25 to 34) at 39% (4,334 of 11,105).
- Finally, while identified traffickers were predominately male, females were primarily involved as straw purchasers (72%; 1,322 of 1,841).
- SAs identified at least one end user in approximately 45% (4,428 of 9,708) of the cases in the study period. In total, 9,578 distinct end user were identified. Firearm end users tended to be previously convicted felons (60%; 2,344 of 3,936 cases) and young adults (48%; 1,997 of 4,159 cases).
- ATF referred subjects for prosecution in approximately 35% (3,422 of 9,708) of the cases in the study period. In total, 5,826 subject were referred for prosecution. These subjects were predominately male (86%), U.S. citizens (98%), and have one prior arrest (70%). Approximately 41% of the trafficking subjects referred for prosecution had at least one prior felony conviction.
- The three violations most frequently identified by SAs were dealing in firearms without a license (35%; Title 18 U.S.C. § 922(a)(1)(A)), providing false information to an FFL, which is associated with straw purchasing (29%; Title 18 U.S.C. § 922(a)(6)), and convicted felon in possession of a firearm(s) (28%; Title 18 U.S.C. § 922(g)(1)). In instances where trafficked firearms had been used in a crime, the most frequently identified violation was felon in possession of a firearm, used in more than 40% (948 of 2,363) of the cases. Trafficked firearms were also used in aggravated assaults in nearly 19% (446) of cases, homicide in approximately 11% (265) of cases, and attempted homicide in more than 9% (222) of cases.
- Trafficked firearms were identified as used in shootings in 15% (974 of 6,455) of cases. The top two trafficking channels associated with firearms used in shootings were trafficking by a straw purchaser at 24% and (536 of 2,285) and unlicensed dealing at 16% (368 of 2,241).
- In 16% (1,543 of 9,708) of cases, at least one subject was referred for state or local prosecution. The two most frequent reasons for a state rather than federal prosecution referral where the state statute was better suited to the criminal conduct (42%; 635 of 1,529) and federal declination (20%; 310). Among the cases referred for state or local prosecution, more than 89% (1,378 of 1,543) were accepted for prosecution.
- Among federal and state subjects referred for prosecution in the study period, 74% (4,306 of 5,820) were indicted. Of the indicted defendants, approximately 92% (3,978 of 4,306) were convicted. The most frequent charge recommended by ATF was possession of a firearm by a convicted felon, representing slightly more than 26% (1,528) of referred subjects. Providing false information to an FFL when buying firearms was another frequently recommended charge, involving slightly more than 18% (1,073) of referred subjects.
- Among convicted defendants sentenced to prison, the most frequent sentence range was one to 24 months accounting for approximately 35% (1,030 of 2,933) of defendants.

Firearms Recovered and Traced in Trafficking Investigations

Trafficked firearms were taken into LE custody and documented in the ATF case management system in about 36% (3,515 of 9,708) of the trafficking cases identified in NFCTA Volume III. A total of 96,811 trafficked firearms were reported recovered by LE in these cases. Of these recovered firearms, 76,955 did not include enough information to complete a trace request. The high number of untraceable firearms is in part attributable to large seizures of MCDs, silencers, and other PMFs that were not serialized. Another 182 represented duplicate gun recovery records. Of the remaining 19,674 recovered firearms (20.3% of 96,811) with sufficient information to initiate a trace request, nearly 63% were traced to the last known purchaser (12,313 of 19,674).

Table FTI-05 presents the firearm types for the 19,674 trafficked firearms that were recovered and traced. Slightly more than 50% (9,862 of 19,674) of these firearms were pistols; rifles accounted for almost 27% (5,263); shotguns accounted for slightly more than 10% (1,993). The top five calibers accounted for almost 55% (10,729 of 19,674) of these firearms with 9mm representing the most frequently recovered caliber (23%; 4,603) (Table FTI-06).

Table FTI-05: Types of Firearms Recovered and Traced in Trafficking Investigations, 2017 – 2021

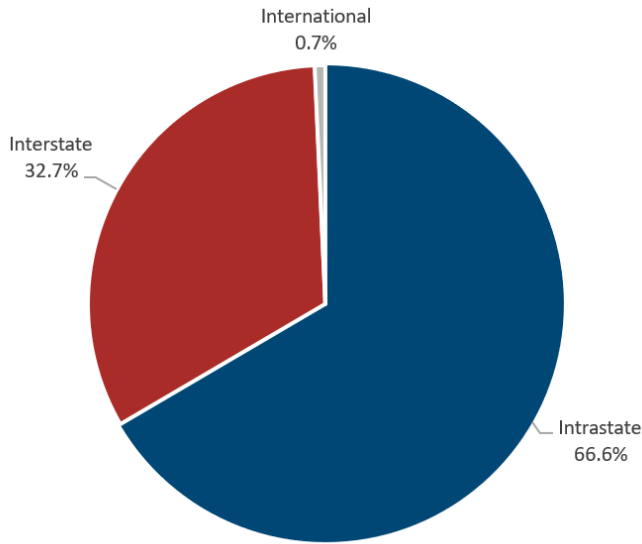
Type	Number	Percent
Pistol	9,862	50.1%
Rifle	5,263	26.8%
Shotgun	1,993	10.1%
Revolver	1,566	8.0%
Receiver/ Frame	655	3.3%
Other	335	1.7%
Total	19,674	100%

Table FTI-06: Top Five Calibers of Firearms Recovered and Traced in Trafficking Investigations, 2017 – 2021

Caliber	Number	Percent
9mm	4,603	23.4%
.22	1,986	10.1%
12 Gauge	1,512	7.7%
.380	1,381	7.0%
.40	1,247	6.3%

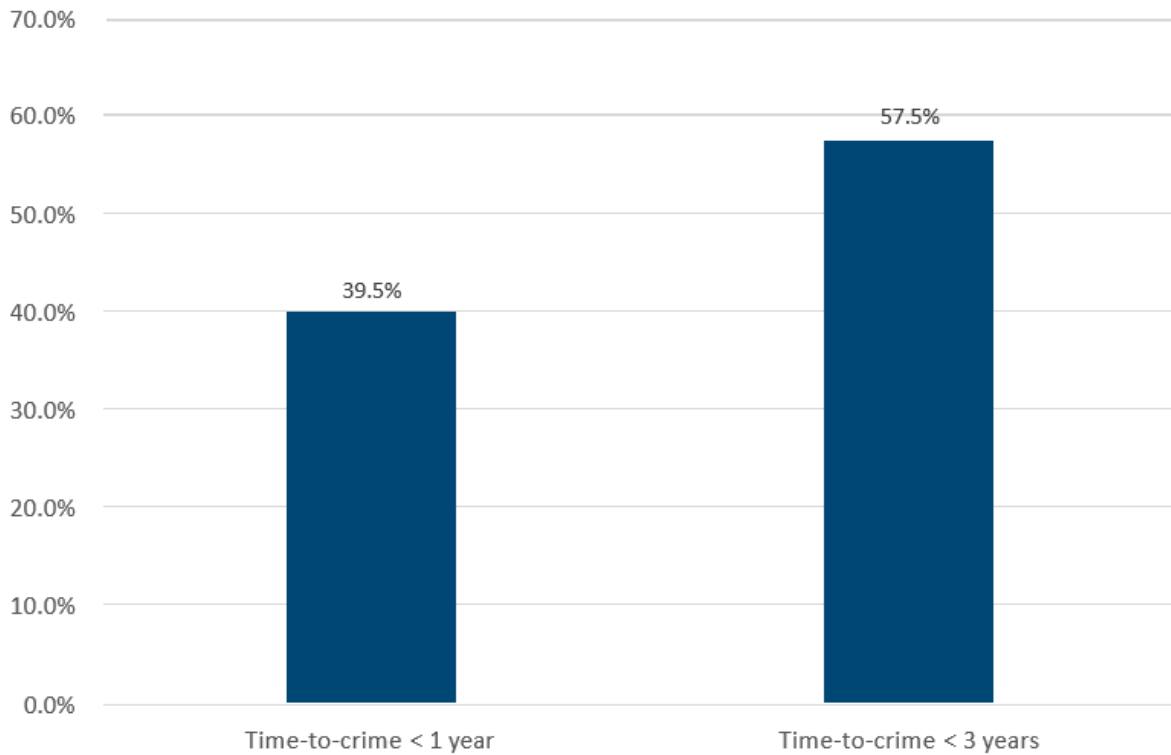
The source-to-market type was determined in slightly more than 93% (18,329 of 19,674) of the traced firearms. As reflected in Figure FTI-01, almost 67% (12,203) of the traced firearms were trafficked within the same state and almost 33% (5,996) were trafficked across state lines. Less than 1% (130) of the traced firearms were trafficked from one country to another country.

Figure FTI-01: Source-Recovery Groupings for Traced Trafficked Guns, 2017 – 2021



Time-to-crime (TTC) was calculated for 90% (11,083 of 12,313) of the firearms traced to a last known purchaser. Slightly more than 39% (4,376) were recovered within one year of the last known sale, and nearly 58% (6,376) were recovered within three years of the last known sale (Figure FTI-02).

Figure FTI-02: TTC Groupings for Traced Trafficked Guns, 2017 – 2021



Trafficking Involving Stolen Firearms

NFCTA Volume III documented that slightly more than 22% (2,142 of 9,708) of ATF trafficking investigations involved stolen firearms. According to the SA surveys, these cases originated from three trafficking channels: firearms stolen from an FFL, firearms stolen from a common carrier, or firearms stolen from private persons. This analysis focuses on investigating the trafficking of firearms rather than the actual theft. As noted in Part III of this report, ATF generally does not investigate the theft of firearms from private persons.

In nearly 84% (1,796 of 2,142) of these cases, trafficking in stolen firearms was the only trafficking method identified. As reflected in Table FTI-07, nearly 68% of cases involved firearms stolen from an FFL. Approximately 31% of these cases involved firearms stolen from private persons. Slightly more than 2% of cases involved firearms stolen from a common carrier.

Table FTI-07: Number and Percentage of Stolen Firearm Investigations by Type, 2017 – 2021

Stolen Trafficking Channel	Number of Cases	Percent
Stolen from an FFL	1,452	67.8%
Stolen from private persons	664	31.0%
Stolen from a common carrier	50	2.3%

Note: Categories are not mutually exclusive

Source-to-Market Type

For the study period, ATF SAs identified the source-to-market type in approximately 66% (1,414 of 2,142) of the trafficking cases involving stolen firearms (Table FTI-08). These cases were more likely to involve intrastate trafficking (79%; 1,121 of 1,414) compared to all trafficking cases (56%; 4,108 of 7,350).

Table FTI-08: Source-to-Market Type, 2017 – 2021

Source-to-Market Type	Stolen Firearm Trafficking Cases		All Firearm Trafficking Cases	
	Number of Cases	Percent	Number of Cases	Percent
Intrastate	1,121	79.3%	4,108	55.9%
Interstate	343	24.3%	2,358	32.1%
International U.S. to Foreign	52	3.7%	1,411	19.2%
International Foreign to U.S.	8	0.6%	100	1.4%

Note: Categories are not mutually exclusive

Firearm Type

As shown in Table FTI-09, handguns were involved in approximately 79% (1,480 of 2,142) of the trafficking cases involving stolen firearms. Rifles were involved in slightly more than 39% (733 of 2,142) and shotguns were involved in more than 19% (364 of 2,142) of cases involving stolen firearms.

Table FTI-09: Number and Percentage of Stolen Firearm Trafficking Cases by Weapon Type, 2017 – 2021

Weapon Type	Number of	
	Cases	% Cases
Handguns	1,480	79.0%
Rifles	733	39.1%
Shotguns	364	19.4%
Unknown	167	8.9%
Other	158	7.4%

Note: Categories are not mutually exclusive

Characteristics of Firearm Traffickers

There were 3,299 traffickers identified in the 1,558 cases involving trafficking of stolen firearms. Of these 3,299 traffickers, the age of the trafficker was identified for 84% (2,761). As reflected in Table FTI-10, traffickers in cases involving stolen firearms were younger than traffickers in all cases. Traffickers identified as youth ages 18 to 24 accounted for more than 36% (1,002 of 2,761) of the total number of firearm traffickers. Whereas juveniles ages 17 and younger made up only 5% of firearm traffickers in the overall study, they made up nearly 18% (487 of 2,761) of traffickers for cases involving stolen firearms.

Table FTI-10: Firearm Traffickers by Age Category, 2017 – 2021

Age Category	Stolen Firearm Trafficking Cases		All Firearm Trafficking Cases	
	Number of Firearm Traffickers	% of Firearm Traffickers	Number of Firearm Traffickers	% of Firearm Traffickers
Juvenile (17 and younger)	487	17.6%	529	4.8%
Youth (18 to 24)	1,002	36.3%	3,127	28.2%
Young Adult (25 to 34)	790	28.6%	4,334	39.0%
Adult (35 and older)	482	17.5%	3,115	28.1%
Total	2,761	100.0%	11,105	100.0%

Table FTI-11 identifies the gender of firearm traffickers. Gender was reported for 90% (2,976) of firearm traffickers in cases involving stolen firearms. Firearm traffickers in cases involving stolen firearms were more likely to be male when compared to all trafficking cases in the study. Of the traffickers in cases involving stolen firearms, males accounted for nearly 94% (2,789 of 2,976).

Table FTI-11: Firearm Traffickers by Gender, 2017 – 2021

Gender	Stolen Firearm Trafficking Cases		All Firearm Trafficking Cases ⁵	
	Number of Firearm Traffickers	% of Firearm Traffickers	Number of Firearm Traffickers	% of Firearm Traffickers
Male	2,789	93.7%	9,773	84.1%
Female	187	6.3%	1,841	15.8%

Background characteristics were reported for more than 69% (2,288 of 3,299) of traffickers, and more than one characteristic could be reported per trafficker. As reflected in Table FTI-12, traffickers in cases involving stolen firearms were more likely to be characterized as convicted felons, drug users, gang-associated, having a prior arrest history, and involved in drug trafficking.

Table FTI-12: Firearm Traffickers by Top Five Background Characteristics, 2017 – 2021

Background Characteristic	Stolen Firearm Trafficking Cases		All Firearm Trafficking Cases	
	Number of Firearm Traffickers	% of Firearm Traffickers	Number of Firearm Traffickers	% of Firearm Traffickers
Convicted felon	933	40.8%	2,486	27.0%
Drug user	755	33.0%	1,810	19.6%
Known gang member or associate	638	27.9%	1,605	17.4%
Prior arrest history, no prohibiting convictions	540	23.6%	1,512	16.4%
Drug trafficker	327	14.3%	1,091	11.8%

Note: Categories are not mutually exclusive

Firearm Trafficking Pipelines

This section presents an analysis of all crime gun trace data within the major interstate trafficking pipelines identified in [NFCTA, Volume III Firearm Trafficking Investigations, Part IV](#). For purposes of this analysis, a “Pipeline” represents the movement of trafficked firearms from a source-state to a market-state. For interstate trafficking, the term ‘source’ is used to identify the state that is the supplier of illicit firearms, while the term ‘market’ is used to identify the state that is the recipient of illicit firearms. The firearm trafficking pipelines between source and market states indicate flows of crime guns involving an East Coast I-95 Pipeline, a Mississippi River Pipeline, and a Southwest Pipeline. In NFCTA Volume III, there were 778 trafficking cases involving the East Coast I-95 Pipeline, 173 cases involving the Mississippi River Pipeline, and 323 cases involving the Southwest Pipeline. The cases (1,274) in the three identified pipelines represent 54% (2,358) of all cases in which the SA identified the involvement of an interstate trafficking pipeline. The trace data presented includes all crime gun recoveries between 2019 and 2023 and traced by July 1, 2024.

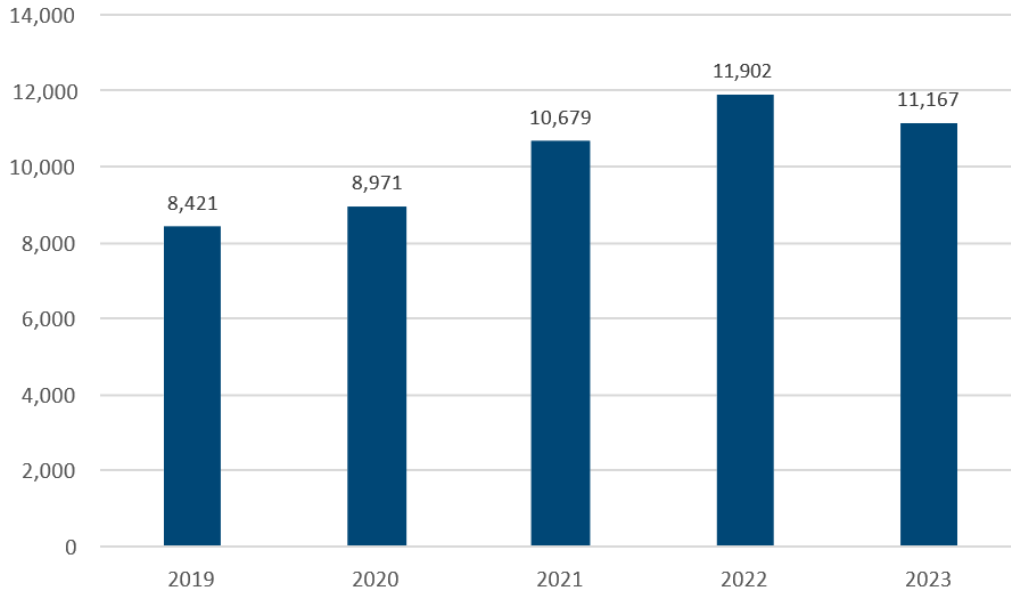
East Coast I-95 Pipeline

ATF firearm trafficking investigations data indicates the presence of an East Coast I-95 Pipeline with source states that included Florida, Georgia, South Carolina, North Carolina, Virginia, and Pennsylvania and market states that included District of Columbia, Maryland, Delaware, New Jersey, New York, Connecticut, Massachusetts, and Rhode Island.⁶ Within these market states, 57,282 crime guns were recovered and traced that originated from I-95 pipeline source states.

East Coast I-95 Pipeline Traces to a Purchaser

More than 89% (51,140 of 57,282) of all crime guns recovered in the I-95 Pipeline market states were traced to a purchaser. As reflected in Figure FTI-03, the number of crime gun trace requests to a purchaser increased by almost 33% between 2019 (8,421) and 2023 (11,167).

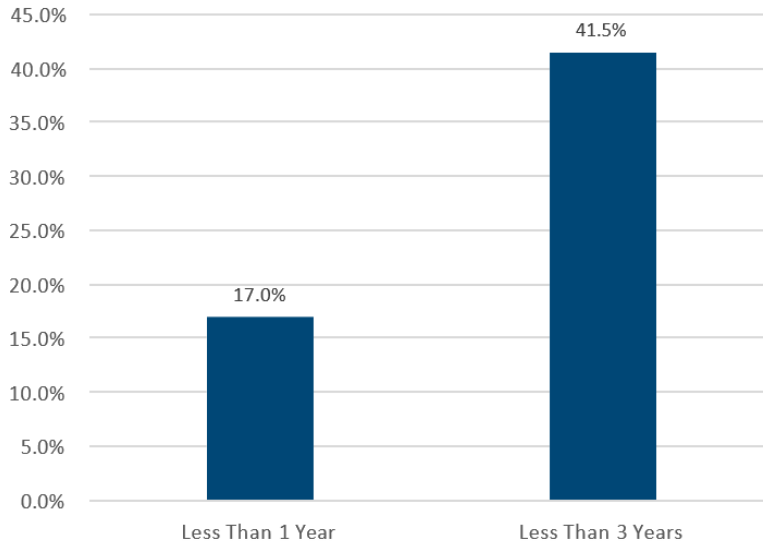
Figure FTI-03: Total East Coast I-95 Pipeline Crime Guns Traced to a Purchaser



East Coast I-95 Pipeline Traces by TTC

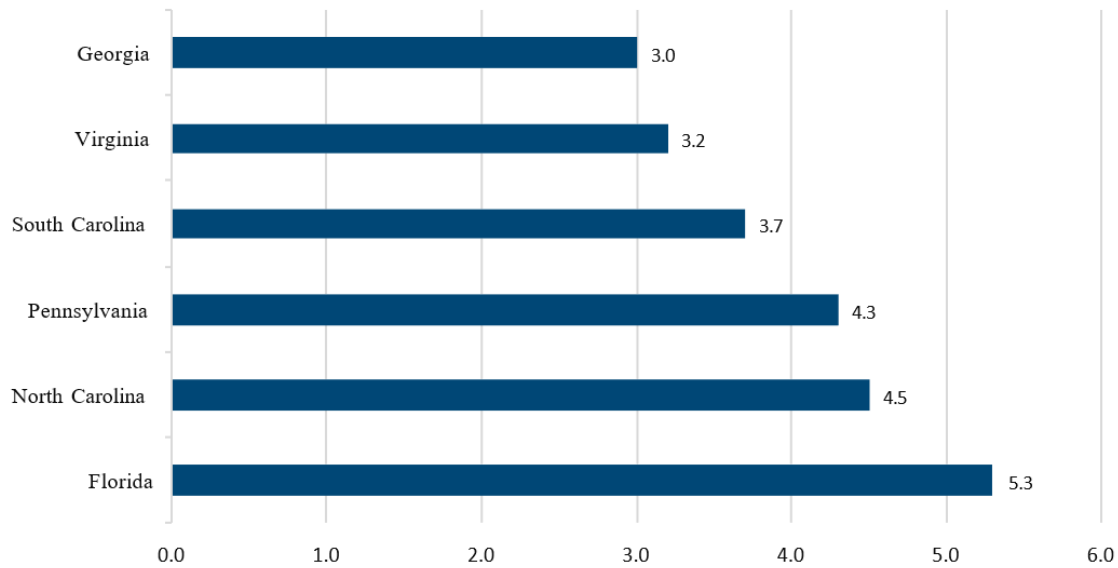
As described in Part III of this report, a short TTC represents an indicator of firearm trafficking as traced crime guns with this characteristic have moved rapidly from the last known purchaser to recovery in a crime. TTC was determined for nearly 89% (51,014 of 57,282) of all I-95 Pipeline crime guns. As reflected in Figure FTI-04, nearly 42% (21,172 of 51,014) of all I-95 Pipeline crime guns had a TTC of less than three years and 17% (8,695) had a TTC of less than one year. The median TTC for I-95 pipeline crime guns was 3.8 years.

Figure FTI-04: East Coast I-95 Pipeline TTC Groupings, 2019 – 2023



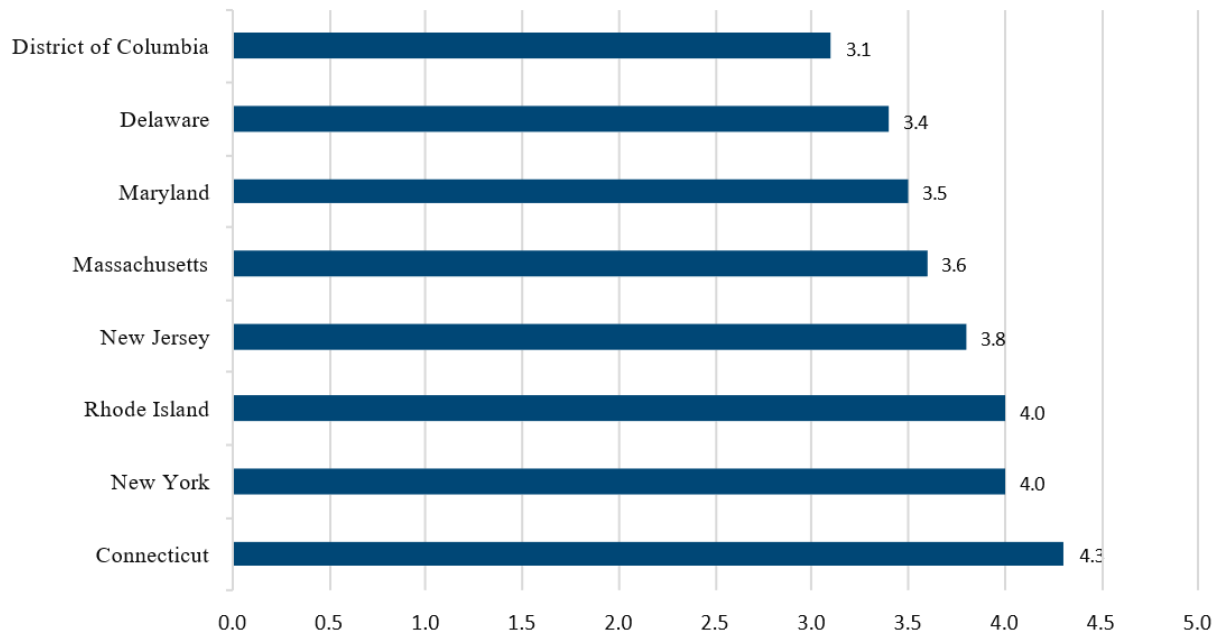
As reflected in Figure FTI-05, Georgia has the shortest median TTC (3 years) for recovered and traced crime guns from the I-95 Pipeline source states while Florida has the longest median TTC (5.3 years).

Figure FTI-05: East Coast I-95 Pipeline Median TTC by Source State, 2019 – 2023



As reflected in Figure FTI-06, the District of Columbia has the shortest median TTC (3.1 years) for recovered and traced crime guns from the I-95 Pipeline market states while Connecticut has the longest median TTC (4.3 years).

Figure FTI-06: East Coast I-95 Pipeline Median TTC by Market State, 2019 – 2023



East Coast I-95 Pipeline Traces by Crime Types

As reflected in Table FTI-13a, the top ten most frequent crime types accounted for more than 89% (51,267 of 57,282) of all recovered and traced I-95 Pipeline crime guns. The most frequent crime type was “possession of weapon” accounting for nearly 39% (22,273 of 57,282) of all I-95 Pipeline traces. By comparison, nationally, the possession of weapon category accounted for only 11% of crime gun traces.

Table FTI-13a: Top Ten Crime Types for East Coast I-95 Pipeline and All Crime Gun Traces, 2019 – 2023

Crime Type ⁷	I-95 Pipeline Traces (n=25,173)		All Firearm Traces (n=2,301,541)	
	Number of Traces	% Traces	Number of Traces	% Traces
Possession of Weapon	22,273	38.8%	261,801	11.4%
Firearm Under Investigation	9,520	16.6%	466,955	20.3%
Found Firearm	5,575	9.7%	212,703	9.2%
Felon in Possession of a Firearm	4,237	7.4%	245,182	10.7%
Weapon Offense	2,653	4.6%	262,887	11.4%
Carrying Concealed Weapon	2,118	3.7%	91,048	4.0%
All Drug Offense Types ⁸	1,809	3.2%	166,507	7.2%
All Homicide Types ⁹	1,193	2.1%	70,145	3.1%
Health-Safety	964	1.7%	37,455	1.6%
All Aggravated Assault Types ¹⁰	925	1.6%	78,330	3.4%
Top Ten Total	51,267	89.4%	1,893,013	82.3%

See Table FTI-13 in Appendix FTI – Firearm Trafficking Investigations for a complete listing of recovered crime guns associated with the East Coast I-95 Pipeline by crime description between 2019 and 2023. In addition, see Table FTI-14 in Appendix FTI – Firearm Trafficking Investigations for a complete listing of all recovered crime guns by crime description between 2019 and 2023.

East Coast I-95 Pipeline Crime Gun Traces Associated with At Least One Shooting by Market State

The number of firearms associated with at least one shooting is directly impacted by the volume of gun recoveries and the level of NIBIN participation by recovering law enforcement agencies. About 12% (6,886 of 57,282) of all I-95 Pipeline traced crime guns were associated with at least one shooting. By comparison, less than 6% (127,308 of 2,301,549) of all traced crime guns were associated with a shooting during the same period. As shown in Figure FTI-07, New York accounted for almost 30% of traced crime guns associated with at least one shooting incident (2,022 of 6,886). As shown in Figure FTI-08, among source states, Virginia accounts for more than 32% of traced crime guns associated with at least one shooting (2,227 of 6,886).

Figure FTI-07: Market State of East Coast I-95 Pipeline Traces Associated with at least one Shooting, 2019 – 2023

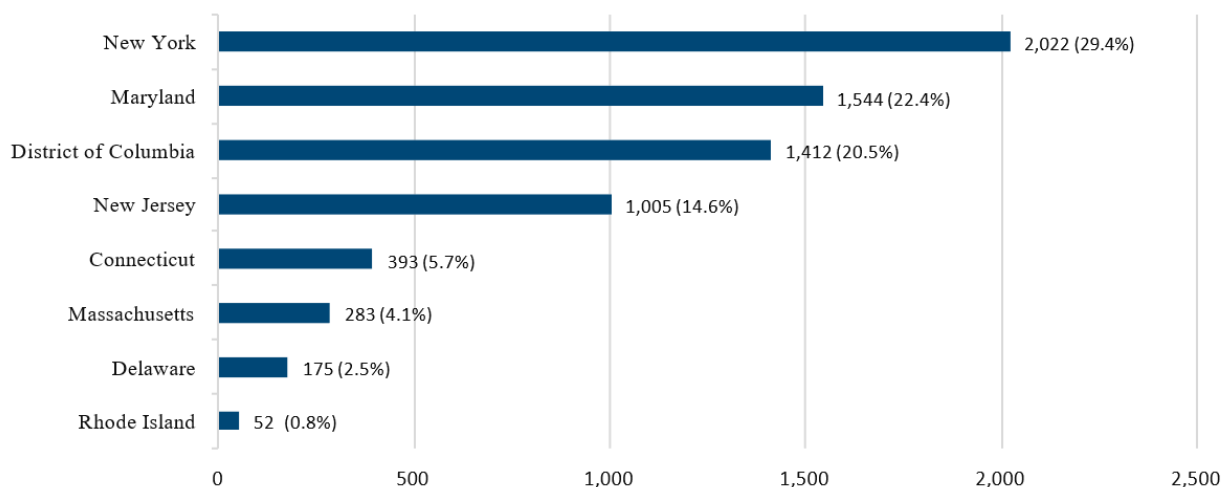
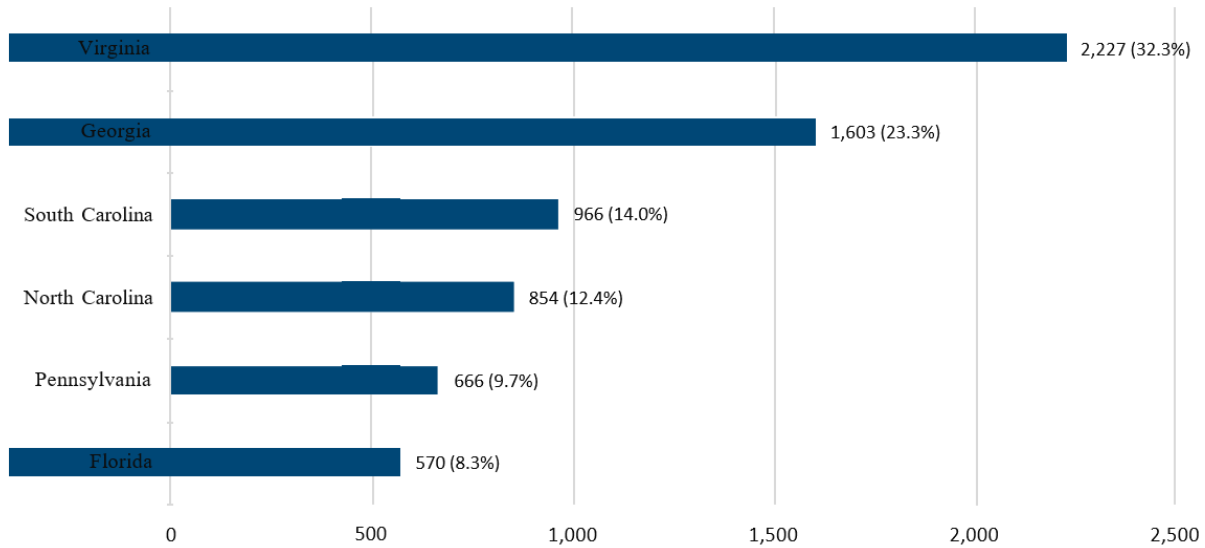


Figure FTI-08: Source State of East Coast I-95 Pipeline Traces Associated with at least one Shooting, 2019 – 2023



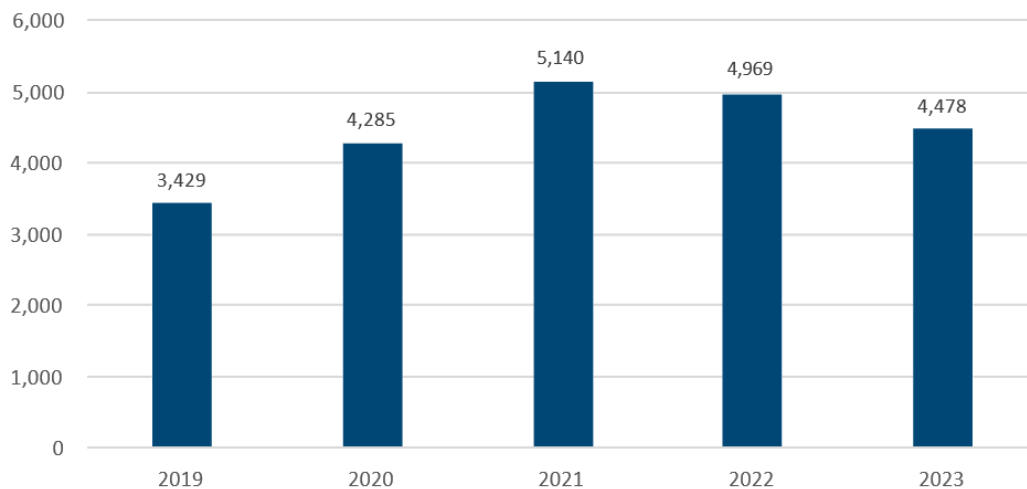
Mississippi River Pipeline

Within the Mississippi River region, firearm trafficking investigations identified the presence of a pipeline that includes Alabama, Louisiana, Mississippi, Arkansas, Tennessee, Kentucky, and Indiana as source states to market state Illinois. There were 23,434 crime guns recovered in Illinois that originated from a Mississippi River pipeline source state.

Mississippi River Pipeline Traces to a Purchaser

More than 95% (22,301 of 23,434) of all crime guns recovered in Illinois sourced from this Pipeline were traced to a purchaser. As reflected in Figure FTI-09, the number of crime gun trace requests to a purchaser in this Pipeline increased by more than 30% between 2019 (3,429) and 2023 (4,478).

Figure FTI-09: Total Mississippi River Pipeline Crime Guns Traced to a Purchaser

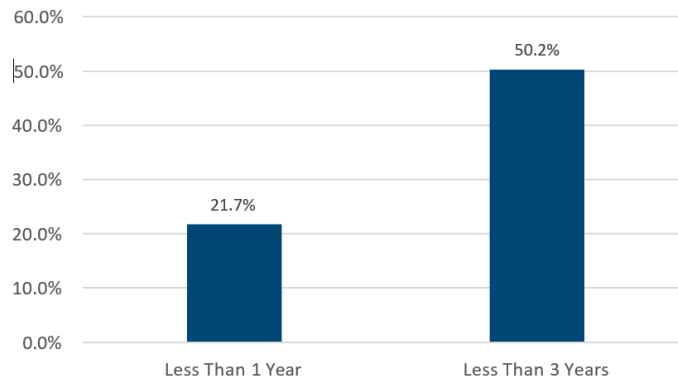


Mississippi River Pipeline Traces by TTC

The TTC was determined for nearly 95% (22,258 of 23,434) of all Mississippi River Pipeline crime guns. As reflected in Figure FTI-10, more than 50% (11,173) of all Mississippi River Pipeline crime guns had a TTC of less than three years. Nearly 22% (4,830) had a TTC of less than one year. The median TTC for Mississippi River Pipeline was three years.

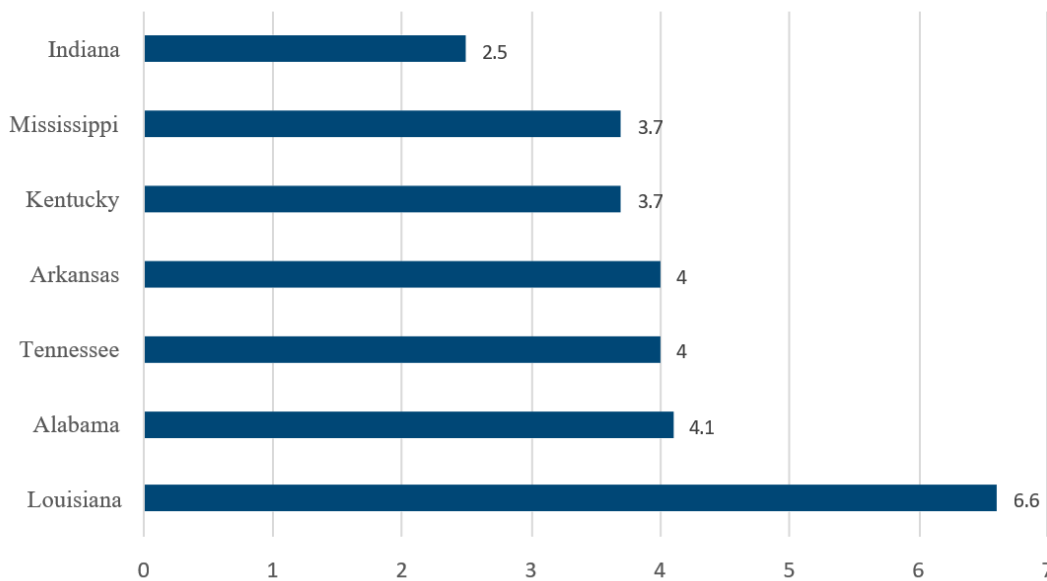
Figure FTI-10: Mississippi River Pipeline TTC Groupings, 2019 – 2023

Figure FTI-10: Mississippi River Pipeline TTC Groupings, 2019 – 2023



As reflected in Figure FTI-11, Indiana, at 2.5 years, had the shortest median TTC among source states in the Mississippi River Pipeline. Louisiana, at 6.6 years, had the longest median TTC.

Figure FTI-11: Mississippi River Pipeline Median TTC by Source State, 2019 – 2023



Mississippi River Pipeline Traces by Crime Types

As reflected in Table FTI-15a, the top ten most frequent crime types accounted for more than 96% (22,526 of 23,434) of all recovered and traced Mississippi River Pipeline crime guns. The most frequent crime type was “firearm under investigation” accounting for almost 47% (10,986 of 23,434) of all

Mississippi River Pipeline traces. By comparison, nationally, the firearm under investigation category accounted for only about 20% of crime gun traces.

Table FTI-15a: Top Ten Crime Types for Mississippi River Pipeline and All Crime Gun Traces, 2019 – 2023

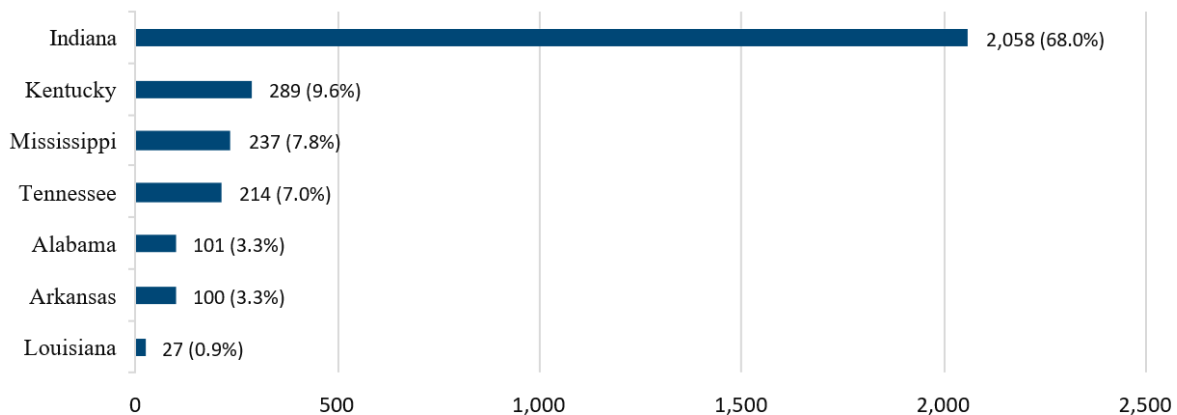
Crime Type	Mississippi River Pipeline Traces (n=23,434)		All Firearm Traces (n=2,301,549)	
	Number of Traces	% Traces	Number of Traces	% Traces
Firearm Under Investigation	10,986	46.9%	466,955	20.3%
Weapon Offense	4,144	17.7%	262,887	11.4%
Possession of Weapon	2,706	11.6%	261,801	11.4%
Felon in Possession of a Firearm	1,761	7.5%	245,182	10.7%
Found Firearm	1,654	7.1%	212,703	9.2%
All Homicide Types	404	1.7%	70,145	3.1%
All Drug Offense Types	373	1.6%	166,507	7.2%
All Aggravated Assault Types	288	1.2%	78,330	3.4%
Domestic Violence	113	0.5%	41,682	1.8%
Firing a Weapon	97	0.4%	20,511	0.9%
Top Ten Total	22,526	96.2%	1,826,703	79.4%

See Table FTI-15 in Appendix FTI – Firearm Trafficking Investigations for a complete listing of recovered crime guns associated with the Mississippi River Pipeline by crime description between 2019 and 2023.

Mississippi River Pipeline Crime Gun Traces Associated with At Least One Shooting

About 13% (3,026 of 23,434) of all Mississippi River Pipeline traced crime guns were associated with at least one shooting. By comparison, less than 6% (127,308 of 2,301,549) of all traced crime guns were associated with a shooting during the same period. As shown in Figure FTI-12, Indiana accounted for more than 68% (2,058 of 3,026) of traced crime guns associated with at least one shooting.

Figure FTI-12: Source State of Mississippi River Pipeline Traces Associated with at least one Shooting, 2019 – 2023



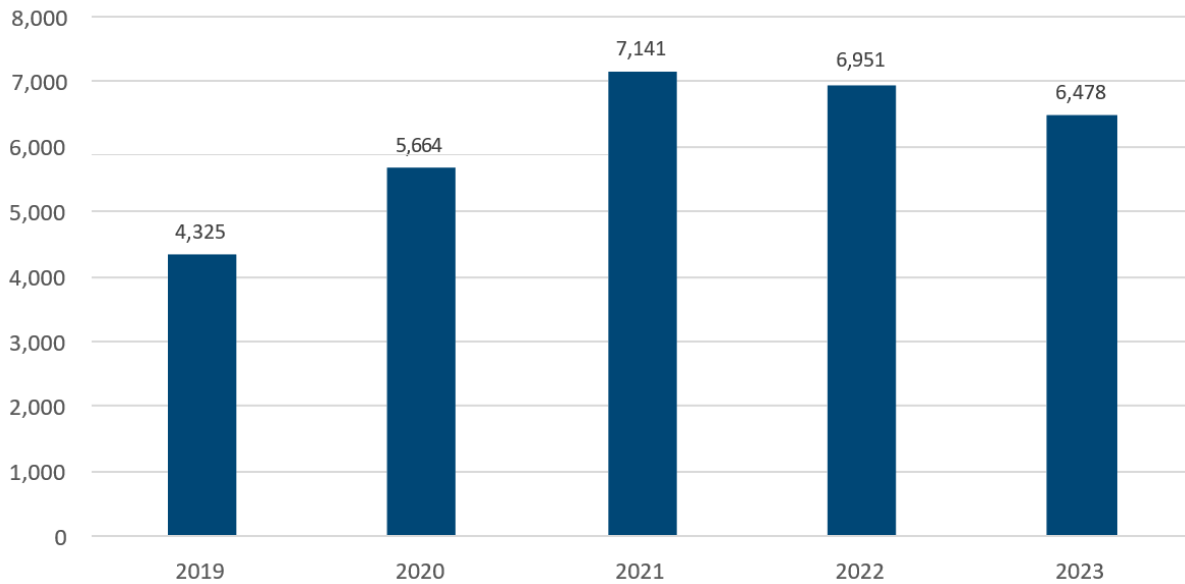
Southwest Pipeline

Along the West Coast firearm trafficking investigations identified the presence of a Southwest Pipeline that includes Arizona and Nevada as source states to market state California. There were 37,182 crime guns recovered in California that originated from a Southwest pipeline source state.

Southwest Pipeline Traces to a Purchaser

More than 82% (30,559 of 37,182) of all crime guns recovered in California sourced from this pipeline were traced to a purchaser. As reflected in Figure FTI-13, the number of crime gun trace requests to a purchaser in this pipeline increased by almost 50% between 2019 (4,325) and 2023 (6,478).

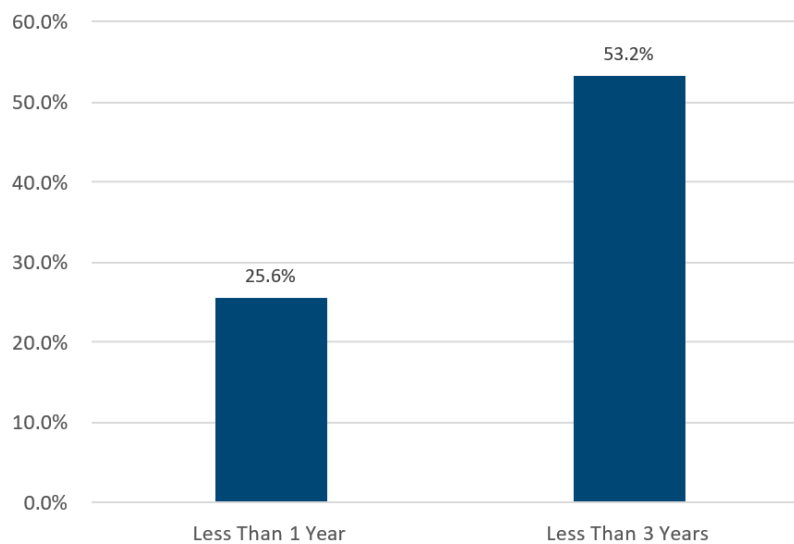
Figure FTI-13: Total Southwest Pipeline Crime Guns Traced to a Purchaser



Southwest Pipeline Traces by TTC

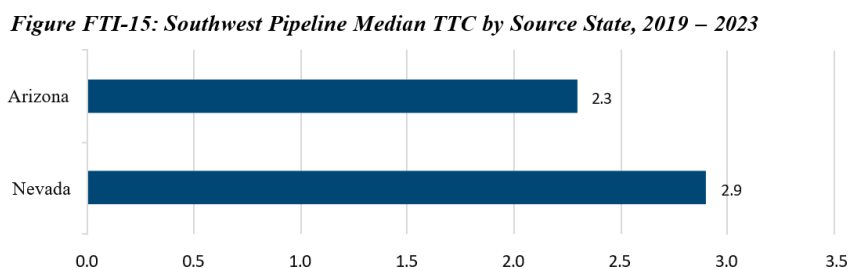
TTC was determined for 82% (30,495 of 37,182) of all Southwest Pipeline crime guns recovered and traced. As reflected in Figure FTI-14, more than 53% (16,217) of all Southwest Pipeline crime guns had a TTC of less than three years. Nearly 26% (7,811) had a TTC of less than one year. The median TTC for Southwest Pipeline crime guns was 2.6 years.

Figure FTI-14: Southwest Pipeline TTC Groupings and All Crime Gun TTC Groupings, 2019 – 2023



As reflected in Figure FTI-15, Arizona, at 2.3 years, had the shorter median TTC for recovered and traced crime guns from the two Southwest Pipeline source states.

Figure FTI-15: Southwest Pipeline Median TTC by Source State, 2019 – 2023



Southwest Pipeline Traces by Crime Types

As reflected in Table FTI-16a, the top ten most frequent crime types accounted for nearly 84% (31,133 of 37,182) of all recovered and traced Southwest Pipeline crime guns. The most frequent crime type was “possession of weapon” accounting for nearly 39% (14,361 of 37,182) of all Southwest Pipeline traces. By comparison, nationally, the possession of weapon category accounted for only 11% of crime gun traces.

Table FTI-16a: Top Ten Crime Types for Southwest Pipeline and All Crime Gun Traces, 2019 – 2023

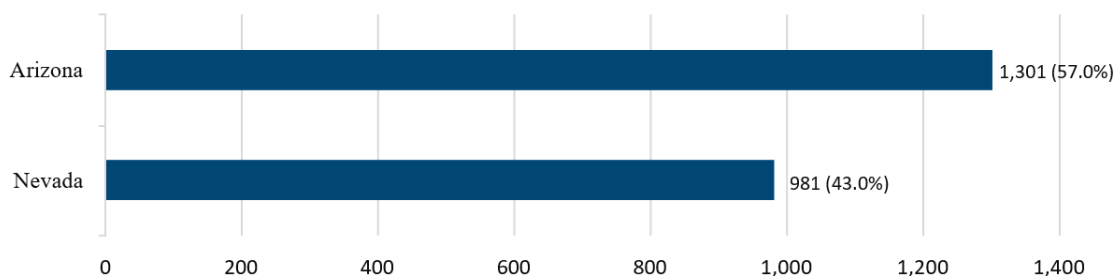
Crime Type	Southwest Pipeline Traces (n=23,434)		All Firearm Traces (n=2,301,549)	
	Number of Traces	% Traces	Number of Traces	% Traces
Possession of Weapon	14,361	38.6%	261,801	11.4%
Weapon Offense	4,362	11.7%	262,887	11.4%
Felon in Possession of a Firearm	2,914	7.8%	245,182	10.7%
Carrying Concealed Weapon	2,292	6.1%	91,048	4.0%
Found Firearm	1,654	4.5%	212,703	9.2%
All Drug Offense Types	1,586	4.3%	166,507	7.2%
Firearm Under Investigation	1,251	3.4%	466,955	20.3%
All Homicide Types	1,050	2.8%	70,145	3.1%
Probation Violation	865	2.3%	5,586	0.2%
All Aggravated Assault Types	798	2.2%	78,330	3.4%
Top Ten Total	31,138	83.7%	1,861,144	80.9%

See Table FTI-16 in Appendix FTI – Firearm Trafficking Investigations for a complete listing of recovered crime guns associated with the Southwest Pipeline by crime description between 2019 and 2023.

Southwest Pipeline Crime Gun Traces Associated with At Least One Shooting

About 6% (2,282 of 37,182) of all Southwest pipeline traced crime guns were associated with at least one shooting. As shown in Figure FTI-16, Arizona accounted for 57% (1,301, of 2,282) of traced crime guns associated with at least one shooting.

Figure FTI-16: Source State of Southwest Pipeline Traces Associated with at least one Shooting, 2019 – 2023



Summary

There were 3,515 ATF trafficking investigations in which at least one crime gun was recovered by a LEA and traced. In total, 19,674 crime guns were recovered and traced. Pistols accounted for slightly more than 50% of the recovered trafficked firearms and rifles accounted for almost 27%. Almost 67% of these traced firearms were trafficked within the same state while nearly 33% were trafficked across state lines. Slightly more than 39% of these firearms had a TTC of less than one year, and 57% had a TTC of less than three years.

More than 22% (2,142 of 9,708) of ATF trafficking investigations involved firearms stolen from an FFL (1,452), firearms stolen from private persons (664), or firearms stolen from a common carrier (50). Firearm trafficking cases involving stolen firearms were more likely to involve intrastate trafficking. Handguns were involved in approximately 79% of these trafficking cases and rifles were involved in slightly more than 39 percent.

As compared to traffickers identified in all cases in Volume III, traffickers in cases involving stolen firearms were more likely to be identified as convicted felons, drug users, gang-associated, having a prior arrest history, and involved in drug trafficking. Traffickers in these cases were also younger.

In NFCTA Volume III, there were 778 trafficking cases that involved an East Coast I-95 Pipeline, 173 cases that involved a Mississippi River Pipeline, and 323 cases that involved a Southwest Pipeline. The cases in the three identified pipelines represented 54% of all cases in which the SA identified the involvement of an interstate trafficking pipeline.

As previously noted, a short TTC is an indicator of firearm trafficking. The TTC was less than three years for 42% of recovered and traced crime guns in the East Coast I-95 pipeline; 50% for the recovered and traced crime guns in the Mississippi River pipeline; and 53% for the recovered and traced crime guns in the Southwest pipeline.

In all three identified Pipelines, crime guns were used in shootings in market states. In two of these Pipelines, East Coast I-95 and Mississippi River, the percentage of the traced crime guns used in shootings was significantly higher than the National percentage. Nationally, about 6% (127,308 of 2,301,549) of recovered and traced crime guns were associated with at least one shooting. In contrast, in the East Coast I-95 pipeline, 12% of recovered and traced crime guns were associated with at least one shooting, and in the Mississippi River pipeline 13% were associated with at least one shooting. These data suggests that these Pipelines serve as a direct conduit of crime guns to violent criminals in the market states.

The findings outlined in this section regarding the existence and role of firearm trafficking pipelines reinforces investigative findings by ATF and the Department of Justice (DOJ) across several decades.

Combatting the diversion of firearms from lawful commerce through established geographic trafficking pathways to violent criminals is consequently a longstanding law enforcement challenge and priority. Prior to the release of NFCTA Volume III, DOJ announced the formation of firearm trafficking [Strike Forces](#) in five major metropolitan areas that correspond with the market states identified in the East Coast I-95, Mississippi River, and Southwest Pipelines. These U.S. Attorney-led Strike Forces are cross-jurisdictional, multi-agency initiatives in which ATF serves as a lead investigative agency. Moreover, these Strike Forces incorporate ATF's crime gun intelligence strategies to focus investigative resources on the traffickers and trafficking organizations that exploit these well-established Pipelines.

APPENDIX FTP – Firearm Trafficking Investigations

Table FTI-13: East Coast I-95 Pipeline Crime Gun Traces by All Crime Types, 2019 – 2023

NCIC Crime Description	# Recovered I-95 Pipeline Traces	% of Total
Possession of Weapon	22,273	38.9%
Firearm Under Investigation	9,520	16.6%
Found Firearm	5,575	9.7%
Felon in Possession of Firearm	4,237	7.4%
Weapon Offense	2,653	4.6%
Carrying Concealed Weapon	2,118	3.7%
Health - Safety	964	1.7%
Domestic Violence	860	1.5%
Dangerous Drugs	735	1.3%
Assault	731	1.3%
Homicide	631	1.1%
Weapons Trafficking	470	0.8%
Domestic Disturbance	422	0.7%
Aggravated Assault - Gun	352	0.6%
Traffic Offense	314	0.5%
Robbery	258	0.5%
Firing Weapon	254	0.4%
Carrying Prohibited Weapon	248	0.4%
Selling Weapon	231	0.4%
Homicide - Willful Kill-Gun	213	0.4%
Suicide	208	0.4%
Aggravated Assault - Nonfamily-Gun	203	0.4%
Homicide - Attempted	201	0.4%
Robbery - Street-Gun	183	0.3%
Aggravated Assault - Family-Gun	145	0.3%
Cocaine - Sell	142	0.2%
Carjacking - Armed	140	0.2%
Drugs - Health or Safety	136	0.2%
Marijuana	117	0.2%
Robbery - Business-Gun	117	0.2%
Burglary	115	0.2%
Marijuana - Possession	103	0.2%
Cocaine - Possession	100	0.2%
Marijuana - Sell	89	0.2%
Cocaine	87	0.2%
Homicide - Willful Kill-Nonfamily-Gun	85	0.1%
Heroin - Sell	84	0.1%
Driving Under Influence Liquor	76	0.1%
Stolen Property	76	0.1%
Aggravated Assault-Weapon	69	0.1%
Stolen Vehicle	67	0.1%
Possession Stolen Property	63	0.1%
Aggravated Assault - Police Officer-Weapon	62	0.1%
Crimes Against Person	59	0.1%
Suicide - Attempted	59	0.1%
Heroin	54	0.1%
Threat-Terroristic - State Offenses	54	0.1%
Driving Under Influence Drugs	49	0.1%
Narcotic Equipment - Possession	47	0.1%
Aggravated Assault Police Officer-Gun	44	0.1%

Intimidation (Includes Stalking)	39	0.1%
Robbery - Residential-Gun	38	0.1%
Simple Assault	38	0.1%
Larceny	37	0.1%
Vehicle Theft	30	0.1%
Aggravated Assault - Nonfamily-Weapon	29	0.1%
Fraud	27	0.0%
Heroin - Possession	27	0.0%
Burglary - Forced Entry-Residential	24	0.0%
Damage Property	22	0.0%
Amphetamine - Sell	20	0.0%
Arson - Residential-Defraud Insurer	20	0.0%
Homicide - Willful Kill-Family-Gun	20	0.0%
Licensing - Registration Weapon (Specify Weapon in Miscellaneous Field)	20	0.0%
Synth Narcotic - Possession	20	0.0%
Synth Narcotic - Sell	20	0.0%
Resisting Officer	19	0.0%
Harassing Communication	17	0.0%
Kidnaping	17	0.0%
Possession Stolen Vehicle	17	0.0%
Public Peace	17	0.0%
Receive Stolen Property	17	0.0%
Opium or Derivative - Sell	16	0.0%
Robbery - Banking-Type Institution	16	0.0%
Aggravated Assault - Family-Weapon	15	0.0%
Forgery	15	0.0%
Property Crimes	15	0.0%
Conservation	14	0.0%
Homicide - Willful Kill-Weapon	14	0.0%
Marijuana - Producing	14	0.0%
Family Offense	13	0.0%
Kidnap Adult	13	0.0%
Opium or Derivative - Smuggle	13	0.0%
Parole Violation	13	0.0%
Prob Violation	13	0.0%
Sex Offense	13	0.0%
Hallucinogen - Possession (Not to Include Marijuana)	12	0.0%
Robbery - Street-Weapon	12	0.0%
Treason	12	0.0%
Aggravated Assault - Family-Strongarm	11	0.0%
Public Order Crimes	11	0.0%
Sex Assault	11	0.0%
Amphetamine - Possession	10	0.0%
Burglary - No Forced Entry-Residential	10	0.0%
Conflict of Interest	10	0.0%
Robbery - Residential-Weapon	10	0.0%
Flight to Avoid (Prosecution, Confinement, etc.)	9	0.0%
Military	9	0.0%
Condit Release Violation	8	0.0%
Flight-Escape	8	0.0%
Homicide - Negligible Manslaughter-Weapon	8	0.0%
Homicide - Willful Kill-Nonfamily-Weapon	8	0.0%
Obscene Material - Possession	8	0.0%
Violation of a Court Order	8	0.0%
Arson	7	0.0%
Burglary - Forced Entry-Nonresidential	7	0.0%
Disorderly Conduct (Specify Conduct)	7	0.0%
Evidence - Destroying	7	0.0%
Food - Health or Safety	7	0.0%
Hit and Run	7	0.0%
Obstruct Police	7	0.0%
Rape- Gun	7	0.0%
Trespassing	7	0.0%
Aggravated Assault - Public Official-Gun	6	0.0%

Obscene Material	6	0.0%
Obstruct Criminal Invest	6	0.0%
Obstruct (Specify Judicial, Congressional, Legislative, Commission)	6	0.0%
Contempt of Court	5	0.0%
Cruelty Toward Child	5	0.0%
Drugs - Adulterated	5	0.0%
Hallucinogen - Sell (Not to Include Marijuana)	5	0.0%
Homicide - Willful Kill-Police Officer-Gun	5	0.0%
Opium or Derivative - Possession	5	0.0%
Robbery - Business-Weapon	5	0.0%
Shoplifting	5	0.0%
Altering Identification on Weapon	4	0.0%
Incendiary Device - Using (Specify in Miscellaneous Field)	4	0.0%
Larceny - From Auto	4	0.0%
Morals - Decency Crimes	4	0.0%
Obstructing Justice	4	0.0%
Receive Stolen Vehicle	4	0.0%
Robbery - Street-Strongarm	4	0.0%
Threat to Bomb (Specify in Miscellaneous Field)	4	0.0%
Unauthorized Use of Vehicle (Includes Joy Riding)	4	0.0%
Amphetamine	3	0.0%
Barbiturate - Sell	3	0.0%
Conceal Stolen Property	3	0.0%
Conservation - Animals	3	0.0%
Damage Property - Private	3	0.0%
Explosives - Possessing (Specify in Miscellaneous Field)	3	0.0%
Fraud - Impersonal	3	0.0%
Fraud - Illegal Use Credit Cards	3	0.0%
Homicide - Willful Kill-Family-Weapon	3	0.0%
Opium Or Derivative	3	0.0%
Prostitution	3	0.0%
Theft And Sale Vehicle	3	0.0%
Threat-Federal Protectees (President, Vice President, etc.)	3	0.0%
Arson - Residence	2	0.0%
Cocaine - Smuggle	2	0.0%
Cruelty Toward Wife	2	0.0%
Damage Property - Business	2	0.0%
Extort - Threat Injure Person	2	0.0%
Heroin - Smuggle	2	0.0%
Homicide - John or Jane Doe - No Warrant	2	0.0%
Homicide - Willful Kill-Public Official-Gun	2	0.0%
Illegal Entry	2	0.0%
Kidnap Adult for Ransom	2	0.0%
Kidnap Minor to Sexually Assault	2	0.0%
Larceny - Parts from Vehicle	2	0.0%
Larceny - Postal	2	0.0%
Liquor	2	0.0%
Military Desertion	2	0.0%
Possession Forged (Identify Object in Miscellaneous Field)	2	0.0%
Riot - Interfere Officer	2	0.0%
Sedition	2	0.0%
Sex Offense - Against Child-Fondling	2	0.0%
Abortifacient (Selling, Manufacturing, Delivering, etc.)	1	0.0%
Anarchism	1	0.0%
Arson - Business-Endangered Life	1	0.0%
Assembly - Unlawful	1	0.0%
Bestiality	1	0.0%
Burglary - Banking-Type Institution I	1	0.0%
Burglary - No Forced Entry-Nonresidential	1	0.0%
Burglary Tools - Possession	1	0.0%
Civil Rights	1	0.0%
Commercial Sex - Homosexual Prostitution	1	0.0%
Failure Report Crime	1	0.0%
Failure To Appear	1	0.0%

Forgery of Checks	1	0.0%
Hallucinogen - Manufacturing (Not to Include Marijuana)	1	0.0%
Homicide - Negligible Manslaughter-Vehicle	1	0.0%
Illegal Arrest	1	0.0%
Immigration	1	0.0%
International Trafficking Crime	1	0.0%
Interstate Transportation Stolen Vehicle	1	0.0%
Invade Privacy	1	0.0%
Larceny - From Building	1	0.0%
Larceny - From Mails	1	0.0%
Larceny - From Shipment	1	0.0%
Liquor - Possession	1	0.0%
Liquor - Sell	1	0.0%
Making False Report	1	0.0%
Marijuana - Smuggle	1	0.0%
Money Laundering	1	0.0%
Neglect Child (Includes Nonsupport of Child)	1	0.0%
Possession Counterfeited (Identify Object in Miscellaneous Field)	1	0.0%
Possession Tools for Forgery/Counterfeiting	1	0.0%
Rape With Weapon	1	0.0%
Riot - Inciting	1	0.0%
Riot - Interfere Firearm	1	0.0%
Sex Assault - Sodomy-Woman-Weapon	1	0.0%
Smuggling	1	0.0%
Smuggling Aliens	1	0.0%
Submission To Abortional Act	1	0.0%
Synth Narcotic (Use the Miscellaneous Field to Further Describe Offense)	1	0.0%
Theft And Use Vehicle Other Crime	1	0.0%
Theft Vehicle by Bailee	1	0.0%
Treason Misprision	1	0.0%
Total	57,282	100.0%

Table FTI-14: All Crime Gun Traces by All Crime Types, 2019 – 2023

NCIC Crime Description	# of Traces	% of Total
Firearm Under Investigation	466,955	20.3%
Weapon Offense	262,887	11.4%
Possession of Weapon	261,801	11.4%
Felon In Possession of Firearm	245,182	10.7%
Found Firearm	212,703	9.2%
Carrying Concealed Weapon	91,048	4.0%
Dangerous Drugs	61,348	2.7%
Suicide	42,440	1.8%
Domestic Violence	41,682	1.8%
Aggravated Assault - Gun	39,268	1.7%
Health - Safety	37,455	1.6%
Homicide	29,751	1.3%
Assault	28,218	1.2%
Marijuana - Possession	23,381	1.0%
Firing Weapon	20,511	0.9%
Aggravated Assault - Nonfamily-Gun	18,900	0.8%
Driving Under Influence Liquor	18,447	0.8%
Domestic Disturbance	16,505	0.7%
Stolen Property	15,180	0.7%
Carrying Prohibited Weapon	14,065	0.6%
Traffic Offense	13,387	0.6%
Marijuana - Sell	12,682	0.6%
Homicide - Attempted	12,636	0.5%
Aggravated Assault - Family-Gun	12,012	0.5%
Weapons Trafficking	11,772	0.5%
Burglary	11,181	0.5%
Suicide - Attempted	10,516	0.5%
Robbery	10,474	0.5%
Homicide - Willful Kill-Gun	10,411	0.5%
Possession Stolen Property	10,379	0.5%
Homicide - Willful Kill-Nonfamily-Gun	9,080	0.4%
Cocaine - Sell	8,332	0.4%
Amphetamine - Possession	8,243	0.4%
Amphetamine - Sell	7,854	0.3%
Aggravated Assault-Weapon	7,015	0.3%
Marijuana	6,761	0.3%
Cocaine - Possession	6,109	0.3%
Prob Violation	5,586	0.2%
Selling Weapon	5,457	0.2%
Stolen Vehicle	5,353	0.2%
Threat-Terroristic - State Offenses	5,272	0.2%
Vehicle Theft	5,035	0.2%
Robbery - Street-Gun	4,610	0.2%
Receive Stolen Property	4,483	0.2%
Drugs - Health or Safety	4,136	0.2%
Robbery - Business-Gun	4,125	0.2%
Larceny	4,054	0.2%
Crimes Against Person	4,028	0.2%
Heroin - Sell	3,925	0.2%
Homicide - Willful Kill-Family-Gun	3,553	0.2%
Cocaine	3,540	0.2%
Disorderly Conduct (Specify Conduct)	3,442	0.1%
Driving Under Influence Drugs	3,339	0.1%
Intimidation (Includes Stalking)	3,288	0.1%
Simple Assault	3,218	0.1%
Synth Narcotic - Sell	3,215	0.1%
Marijuana - Producing	3,072	0.1%
Synth Narcotic - Possession	2,966	0.1%
Burglary - Forced Entry-Residential	2,930	0.1%
Public Peace	2,779	0.1%

Public Order Crimes	2,621	0.1%
Amphetamine	2,442	0.1%
Carjacking - Armed	2,422	0.1%
Aggravated Assault Police Officer-Gun	2,296	0.1%
Resisting Officer	2,065	0.1%
Larceny - From Auto	2,038	0.1%
Robbery - Residential-Gun	2,011	0.1%
Heroin - Possession	1,935	0.1%
Heroin	1,925	0.1%
Narcotic Equipment - Possession	1,917	0.1%
Aggravated Assault - Nonfamily-Weapon	1,906	0.1%
Possession Stolen Vehicle	1,906	0.1%
Aggravated Assault - Police Officer-Weapon	1,718	0.1%
Violation of a Court Order	1,690	0.1%
Family Offense	1,621	0.1%
Aggravated Assault - Family-Weapon	1,609	0.1%
Fraud	1,519	0.1%
Burglary - Forced Entry-Nonresidential	1,463	0.1%
Flight To Avoid (Prosecution, Confinement, etc.)	1,432	0.1%
Kidnaping	1,429	0.1%
Trespassing	1,301	0.1%
Obstruct Police	1,274	0.1%
Altering Identification on Weapon	1,233	0.1%
Military	1,216	0.1%
Opium Or Derivative - Sell	1,174	0.1%
Damage Property	1,170	0.1%
Hit and Run	1,119	0.0%
Sex Assault	1,084	0.0%
Sex Offense	1,060	0.0%
Property Crimes	1,043	0.0%
Homicide - Willful Kill-Police Officer-Gun	1,018	0.0%
Conservation - Animals	1,009	0.0%
Cruelty Toward Wife	1,006	0.0%
Licensing - Registration Weapon	1,000	0.0%
Homicide - Negligible Manslaughter-Weapon	957	0.0%
Burglary - No Forced Entry-Residential	949	0.0%
Homicide - Willful Kill-Nonfamily-Weapon	946	0.0%
Smuggling Aliens	938	0.0%
Kidnap Adult	936	0.0%
Shoplifting	853	0.0%
Homicide - Willful Kill-Weapon	784	0.0%
Parole Violation	774	0.0%
Damage Property - Private	727	0.0%
Smuggling	712	0.0%
Drugs - Adulterated	682	0.0%
Opium or Derivative - Possession	670	0.0%
Liquor	648	0.0%
Harassing Communication	627	0.0%
Amphetamine - Manufacturing	618	0.0%
Cruelty Toward Child	615	0.0%
Larceny - From Building	598	0.0%
Failure To Appear	532	0.0%
Hallucinogen - Possession (Not to Include Marijuana)	532	0.0%
Evidence - Destroying	498	0.0%
Robbery - Street-Weapon	495	0.0%
Aggravated Assault - Public Official-Gun	478	0.0%
Receive Stolen Vehicle	456	0.0%
Aggravated Assault - Family-Strongarm	455	0.0%
Flight-Escape	442	0.0%
Marijuana - Smuggle	440	0.0%
Unauthorized Use of Vehicle (Includes Joy Riding)	437	0.0%
Burglary - No Forced Entry-Nonresidential	430	0.0%
Neglect Child (Includes Nonsupport of Child)	412	0.0%
Robbery - Residential-Weapon	406	0.0%

Immigration	403	0.0%
Assembly - Unlawful	400	0.0%
Homicide - Willful Kill-Family-Weapon	395	0.0%
Prostitution	387	0.0%
Robbery - Business-Weapon	387	0.0%
Rape- Gun	384	0.0%
Embezzle	378	0.0%
Robbery - Banking-Type Institution	367	0.0%
Explosives - Possessing	354	0.0%
Contempt of Court	352	0.0%
Money Laundering	328	0.0%
Arson	327	0.0%
Civil Rights	319	0.0%
Escape From Custody	318	0.0%
Hallucinogen - Sell (Not to Include Marijuana)	292	0.0%
Obscene Material - Possession	287	0.0%
Theft And Use Vehicle Other Crime	284	0.0%
Sale Of Stolen Property	283	0.0%
Obstruct (Specify Judicial, Congressional, Legislative, Commission)	279	0.0%
Opium Or Derivative	266	0.0%
Theft Of Us Govt Property	262	0.0%
Explosives - Teaching Use (Specify in Miscellaneous Field)	256	0.0%
Gambling	256	0.0%
Obstructing Justice	253	0.0%
Forgery	249	0.0%
Illegal Entry	249	0.0%
Obstruct Criminal Invest	249	0.0%
Condit Release Violation	246	0.0%
Synth Narcotic	245	0.0%
Sex Offense - Against Child-Fondling	234	0.0%
Homicide - Negligible Manslaughter-Vehicle	231	0.0%
Hallucinogen - Manufacturing (Not to Include Marijuana)	228	0.0%
Hallucinogen - Distribution (Not to Include Marijuana)	227	0.0%
Fraud - Illegal Use Credit Cards	224	0.0%
Smuggle Contraband (Specify Type in Miscellaneous Field)	224	0.0%
Cocaine - Smuggle	221	0.0%
Conceal Stolen Property	217	0.0%
Obscene Material	213	0.0%
Threat-Federal Protectees (Pres, Vice Pres, etc.)	209	0.0%
Fraud - Impersonal	207	0.0%
Homicide - Willful Kill-Public Official-Gun	206	0.0%
Extort - Threat Injure Person	204	0.0%
Treason	200	0.0%
Aggravated Assault - Police Officer-Strongarm	188	0.0%
Conservation	188	0.0%
Counterfeiting	180	0.0%
International Trafficking Crime	176	0.0%
Liquor - Sell	173	0.0%
Morals - Decency Crimes	170	0.0%
Procure For Prostitute (Pimping)	163	0.0%
Misconduct - Judicial Officer	162	0.0%
Barbiturate - Possession	151	0.0%
Abduct - No Ransom or Assault	147	0.0%
Food - Health or Safety	146	0.0%
Threat To Bomb	140	0.0%
Liquor - Possession	138	0.0%
Robbery - Street-Strongarm	137	0.0%
Obstructing Court Order	136	0.0%
Neglect Family	133	0.0%
Arson - Residence	128	0.0%
Barbiturate - Sell	128	0.0%
Forgery Of Checks	123	0.0%
Damage Property - Business	121	0.0%
Contributing Delinquency Minor	119	0.0%

Rape - Strongarm	117	0.0%
Fraud - False Statement	116	0.0%
Damage Property - Public	113	0.0%
Burglary - Safe-Vault	112	0.0%
Drugs - Misbranded	107	0.0%
Heroin - Smuggle	105	0.0%
Hallucinogen - (Not to Include Marijuana)	100	0.0%
Kidnap Minor	96	0.0%
Conflict Of Interest	93	0.0%
Larceny - Parts from Vehicle	91	0.0%
Homicide - John or Jane Doe - No Warrant	90	0.0%
Making False Report	90	0.0%
Robbery - Residential-Strongarm	89	0.0%
Invade Privacy	84	0.0%
Commercial Sex	82	0.0%
Transporting Female Interstate for Immoral Purpose	81	0.0%
Fraud - Swindle	76	0.0%
Synth Narcotic - Smuggle 1	75	0.0%
Mail Fraud	73	0.0%
Theft And Sale Vehicle	71	0.0%
Robbery - Business-Strongarm	70	0.0%
Kidnap Adult to Sexually Assault	69	0.0%
Rape With Weapon	69	0.0%
Burning of	67	0.0%
Kidnap Adult for Ransom	65	0.0%
Extortion	63	0.0%
Treason Misprision	63	0.0%
Sedition	62	0.0%
False Citizenship	60	0.0%
Homicide - Willful Kill-Police Officer-Weapon	60	0.0%
Anarchism	59	0.0%
Burglary Tools - Possession	59	0.0%
Gambling Device - Possession	58	0.0%
Forgery Of	57	0.0%
Explosives - Transporting	56	0.0%
Riot	55	0.0%
Sex Assault - Carnal Abuse	54	0.0%
Theft And Strip Vehicle	54	0.0%
Abscond While on Probation	53	0.0%
Riot - Engaging In	53	0.0%
Espionage	52	0.0%
Opium Or Derivative - Smuggle	52	0.0%
Establish Gambling Place	51	0.0%
Embezzle - Business Property	50	0.0%
Obscene Material - Distribution	48	0.0%
Stat Rape - No Force	48	0.0%
Transport Interstate Stolen Property	48	0.0%
Kidnap Minor to Sexually Assault	47	0.0%
Indecent Exposure	46	0.0%
Larceny - Postal	43	0.0%
Strip Stolen Vehicle	43	0.0%
Kickback - Receiving	42	0.0%
Possession Forged	42	0.0%
Harboring Escape/Fugitive	41	0.0%
Larceny - From Shipment	41	0.0%
Arson - Residential-Defraud Insurer	40	0.0%
Counterfeiting of	40	0.0%
Bail - Secured Bond	38	0.0%
Larceny - From Mails	38	0.0%
Incest With Minor	37	0.0%
Larceny - From Banking-Type Institution	36	0.0%
Sabotage	36	0.0%
Sovereignty	35	0.0%
Barbiturate	33	0.0%

Cosmetics - Health or Safety	33	0.0%
Interstate Transportation Stolen Vehicle	33	0.0%
Bribery	32	0.0%
Explosives - Using	31	0.0%
Smuggle Contraband into Prison	31	0.0%
Incendiary Device - Possession	30	0.0%
Larceny - From Yards	30	0.0%
Possession Counterfeited-	29	0.0%
Conservation - Birds	28	0.0%
Arson - Residential-Endangered Life	27	0.0%
Conservation - Fish	27	0.0%
Homicide - Willful Kill-Public Official-Weapon	27	0.0%
Bookmaking	26	0.0%
Incendiary Device - Using	26	0.0%
Bail - Personal Recognizance	25	0.0%
Election Laws	25	0.0%
Kidnap Minor for Ransom	25	0.0%
Riot - Interfere Officer	25	0.0%
Escape	24	0.0%
Military Desertion	24	0.0%
Riot - Inciting	24	0.0%
Arson - Business	23	0.0%
Obscene Material - Manufacturing	23	0.0%
Obscene Communication	22	0.0%
Incendiary Device - Teaching Use	20	0.0%
Kidnap Hostage for Escape	20	0.0%
Crossing Police Lines	19	0.0%
Abscond While on Parole	18	0.0%
Forcible Purse Snatching	18	0.0%
Larceny - From Interstate Shipment	18	0.0%
Bestiality	17	0.0%
Failure Report Crime	17	0.0%
Gambling Device	17	0.0%
Bribe - Receiving	16	0.0%
Compounding Crime	16	0.0%
Obscenity	16	0.0%
Wiretap - Failure to Report	16	0.0%
Embezzle - Public Property (Us, State, City Property)	15	0.0%
Possession Tools for Forgery/Counterfeiting	15	0.0%
Selective Service	15	0.0%
Sex Assault - Sodomy-Woman-Gun	15	0.0%
Tax Revenue	15	0.0%
Federal - Material Witness	14	0.0%
Keeping House Ill Fame	14	0.0%
Pass Counterfeited	14	0.0%
Sex Assault - Sodomy-Woman-Weapon	14	0.0%
Threat To Burn	14	0.0%
Burglary - Banking-Type Institution I	13	0.0%
Card Game - Operating	13	0.0%
Failing To Move On	13	0.0%
Fraud - Confidence Game	13	0.0%
Abortifacient (Selling, Manufacturing, Delivering, etc.)	12	0.0%
Pass Forged	12	0.0%
Dice Game	11	0.0%
Peeping Tom	11	0.0%
Pocketpicking	11	0.0%
Sex Assault - Sodomy-Girl-Gun	11	0.0%
Theft Vehicle by Bailee	11	0.0%
Extort - Threat Accuse Person of Crime	10	0.0%
Gambling Goods - Possession	10	0.0%
Mandatory Release Violation	10	0.0%
Conservation - Environment	9	0.0%
Kickback	9	0.0%
Abortional Act on Other	8	0.0%

Divulge Eavesdrop Order	8	0.0%
Gambling Goods	8	0.0%
Liquor - Manufacturing	8	0.0%
Obstruct Correspondence (Postal Violation)	8	0.0%
State/Local - Material Witness	8	0.0%
Abortional Act on Self	7	0.0%
Arson - Business-Endangered Life	7	0.0%
Damage Property - Business-With Explosive	7	0.0%
Extort - Threat of Informing of Violation	7	0.0%
Fraud – Insufficient Funds Check	7	0.0%
Liquor - Transport	7	0.0%
Transportation Dangerous Material	7	0.0%
Witness - Dissuading	7	0.0%
Dice Game - Operating	6	0.0%
Gratuity - Giving	6	0.0%
Sex Assault - Sodomy-Boy-Gun	6	0.0%
Antitrust	5	0.0%
Arson - Public-Building	5	0.0%
Bribe - Offering	5	0.0%
Damage Property - Public-With Explosive	5	0.0%
Extort - Threat Injure Reputation	5	0.0%
Gambling Device - Not Registered	5	0.0%
Gratuity - Offering	5	0.0%
Homosexual Act with Girl	5	0.0%
Nonsupport Of Parent	5	0.0%
Perjury	5	0.0%
Purse Snatching - No Force	5	0.0%
Sex Assault - Sodomy-Giri-Strongarm	5	0.0%
Sex Assault - Sodomy-Woman-Strongarm	5	0.0%
Aiding Prisoner Escape	4	0.0%
Commercial Sex - Homosexual Prostitution	4	0.0%
Cosmetics - Adulterated	4	0.0%
Embezzle - Banking-Type Institution	4	0.0%
Gratuity	4	0.0%
Transport Counterfeited	4	0.0%
Conservation - License-Stamp	3	0.0%
Divulge Eavesdrop Info	3	0.0%
Eavesdropping	3	0.0%
Embezzle - Postal	3	0.0%
Food - Misbranded	3	0.0%
Refusing To Aid Officer	3	0.0%
Riot - Interfere Firearm	3	0.0%
Sports Tampering	3	0.0%
Witness - Deceiving	3	0.0%
Abortion	2	0.0%
Aircraft Theft	2	0.0%
Arson - Business-Defraud Insurer	2	0.0%
Arson - Public-Building-Endangered Life	2	0.0%
Barbiturate - Manufacturing	2	0.0%
Bribe - Giving	2	0.0%
Card Game	2	0.0%
Contempt Of Congress	2	0.0%
Cosmetics - Misbranded	2	0.0%
Damage Property - Private-With Explosive	2	0.0%
Extort - Threat Damage Property	2	0.0%
Frequent House Ill Fame	2	0.0%
Income Tax	2	0.0%
Kickback - Offering	2	0.0%
Kidnap - Hijack Aircraft	2	0.0%
Larceny - From Coin Machine	2	0.0%
Larceny on US Government Reserve	2	0.0%
Obscene Material - Transport	2	0.0%
Seduction Of Adult	2	0.0%
Sex Assault - Sodomy-Man-Gun	2	0.0%

Sex Assault - Sodomy-Boy-Strongarm	2	0.0%
Submission To Abortional Act	2	0.0%
Transport Tools for Forgery/Counterfeiting	2	0.0%
Bigamy	1	0.0%
Desecrating Flag	1	0.0%
Divulge Message Contents	1	0.0%
Eavesdrop Equipment	1	0.0%
Embezzle - Interstate Shipment	1	0.0%
Gratuity - Receiving	1	0.0%
Homosexual Act with Boy	1	0.0%
Homosexual Act with Man	1	0.0%
Illegal Arrest	1	0.0%
Incest With Adult	1	0.0%
Obscene Material - Sell	1	0.0%
Sales Tax	1	0.0%
Sex Assault - Sodomy-Boy-Weapon	1	0.0%
Sex Assault - Sodomy-Girl-Weapon	1	0.0%
Sex Assault - Sodomy-Man-Weapon	1	0.0%
Smuggle To Avoid Paying Duty	1	0.0%
Transmit Wager Information	1	0.0%
Transport Forged	1	0.0%
Total	2,301,541	100.0%

Table FTI-15: Mississippi Pipeline Crime Gun Traces by All Crime Types, 2019 – 2023

NCIC Crime Description	# Mississippi Pipeline Traces	% of Total
Firearm Under Investigation	10,986	46.9%
Weapon Offense	4,144	17.7%
Possession of Weapon	2,706	11.5%
Felon In Possession of Firearm	1,761	7.5%
Found Firearm	1,654	7.1%
Aggravated Assault - Gun	178	0.8%
Homicide	142	0.6%
Domestic Violence	113	0.5%
Firing Weapon	97	0.4%
Dangerous Drugs	83	0.4%
Homicide - Willful Kill-Gun	82	0.3%
Homicide - Willful Kill-Nonfamily-Gun	73	0.3%
Homicide - Attempted	72	0.3%
Carrying Concealed Weapon	64	0.3%
Cocaine - Possession	53	0.2%
Domestic Disturbance	51	0.2%
Marijuana - Sell	50	0.2%
Suicide	50	0.2%
Marijuana - Possession	46	0.2%
Carjacking - Armed	42	0.2%
Carrying Prohibited Weapon	42	0.2%
Cocaine - Sell	40	0.2%
Selling Weapon	38	0.2%
Robbery - Street-Gun	35	0.1%
Aggravated Assault - Nonfamily-Gun	34	0.1%
Robbery	34	0.1%
Vehicle Theft	30	0.1%
Aggravated Assault - Family-Gun	26	0.1%
Health - Safety	26	0.1%
Cocaine	25	0.1%
Robbery - Business-Gun	25	0.1%
Aggravated Assault-Weapon	24	0.1%
Heroin - Possession	23	0.1%
Weapons Trafficking	23	0.1%
Traffic Offense	22	0.1%
Amphetamine - Possession	21	0.1%
Burglary	21	0.1%
Driving Under Influence Liquor	20	0.1%
Stolen Property	20	0.1%
Possession Stolen Vehicle	19	0.1%
Suicide - Attempted	19	0.1%
Possession Stolen Property	16	0.1%
Robbery - Residential-Gun	16	0.1%
Homicide - Willful Kill-Family-Gun	15	0.1%
Aggravated Assault Police Officer-Gun	14	0.1%
Homicide - Willful Kill-Weapon	14	0.1%
Amphetamine - Sell	13	0.1%
Stolen Vehicle	12	0.1%
Burglary - Forced Entry-Nonresidential	11	0.0%
Crimes Against Person	11	0.0%
Marijuana	11	0.0%
Burglary - Forced Entry-Residential	9	0.0%
Robbery - Banking-Type Institution	9	0.0%
Heroin - Sell	8	0.0%
Robbery - Street-Weapon	8	0.0%
Trespassing	8	0.0%
Hit and Run	7	0.0%
Obstructing Court Order	7	0.0%
Aggravated Assault - Police Officer-Weapon	6	0.0%
Aggravated Assault - Public Official-Gun	6	0.0%

Fraud	6	0.0%
Hallucinogen - Sell (Not to Include Marijuana)	6	0.0%
Homicide - Willful Kill-Nonfamily-Weapon	6	0.0%
Larceny	6	0.0%
Robbery - Business-Weapon	6	0.0%
Treason	6	0.0%
Assault	5	0.0%
Disorderly Conduct	5	0.0%
Flight To Avoid-(Prosecution, Confinement, etc.)	5	0.0%
Homicide - Negligible Manslaughter-Weapon	5	0.0%
Robbery - Residential-Weapon	5	0.0%
Synth Narcotic - Possession	5	0.0%
Aggravated Assault - Nonfamily-Weapon	4	0.0%
Aggravated Assault - Police Officer-Strongarm	4	0.0%
Driving Under Influence Drugs	4	0.0%
Evidence - Destroying	4	0.0%
Fraud - Illegal Use Credit Cards	4	0.0%
Heroin	4	0.0%
Homicide - Negligible Manslaughter-Vehicle	4	0.0%
Homicide - Willful Kill-Public Official-Gun	4	0.0%
Obstruct Police	4	0.0%
Resisting Officer	4	0.0%
Amphetamine	3	0.0%
Arson - Public-Building	3	0.0%
Harassing Communication	3	0.0%
Homicide - Willful Kill-Police Officer-Weapon	3	0.0%
Kidnaping	3	0.0%
Marijuana - Producing	3	0.0%
Marijuana - Smuggle	3	0.0%
Receive Stolen Vehicle	3	0.0%
Simple Assault	3	0.0%
Synth Narcotic - Sell	3	0.0%
Theft And Use Vehicle Other Crime	3	0.0%
Abortional Act on Other	2	0.0%
Aggravated Assault - Family-Strongarm	2	0.0%
Altering Identification on Weapon	2	0.0%
Espionage	2	0.0%
Family Offense	2	0.0%
Flight-Escape	2	0.0%
Hallucinogen - (Not to Include Marijuana)	2	0.0%
Homicide - Willful Kill-Family-Weapon	2	0.0%
Homicide - Willful Kill-Police Officer-Gun	2	0.0%
Immigration	2	0.0%
Intimidation (Includes Stalking)	2	0.0%
Kidnap Adult to Sexually Assault	2	0.0%
Liquor	2	0.0%
Liquor - Possession	2	0.0%
Military	2	0.0%
Neglect Child (Includes Nonsupport of Child)	2	0.0%
Obscene Material - Distribution	2	0.0%
Public Order Crimes	2	0.0%
Public Peace	2	0.0%
Receive Stolen Property	2	0.0%
Shoplifting	2	0.0%
Strip Stolen Vehicle	2	0.0%
Aggravated Assault - Family-Weapon	1	0.0%
Arson	1	0.0%
Bail - Secured Bond	1	0.0%
Barbiturate - Possession	1	0.0%
Barbiturate - Sell	1	0.0%
Bribe - Receiving	1	0.0%
Burglary - Banking-Type Institution I	1	0.0%
Burglary - Safe-Vault	1	0.0%
Damage Property - Private	1	0.0%

Damage Property - Public	1	0.0%
Damage Property	1	0.0%
Drugs - Adulterated	1	0.0%
Failure To Appear	1	0.0%
Forcible Purse Snatching	1	0.0%
Gratuity - Offering	1	0.0%
Homicide - Willful Kill-Public Official-Weapon	1	0.0%
Illegal Entry	1	0.0%
Kidnap Adult	1	0.0%
Larceny - From Auto	1	0.0%
Larceny - Parts from Vehicle	1	0.0%
Licensing - Registration Weapon	1	0.0%
Making False Report	1	0.0%
Obstructing Justice	1	0.0%
Opium Or Derivative - Possession	1	0.0%
Opium Or Derivative - Sell	1	0.0%
Parole Violation	1	0.0%
Property Crimes	1	0.0%
Prostitution	1	0.0%
Rape - Strongarm	1	0.0%
Rape With Weapon	1	0.0%
Robbery - Street-Strongarm	1	0.0%
Sabotage	1	0.0%
Sex Assault	1	0.0%
Sex Offense	1	0.0%
Threat-Terroristic - State Offenses	1	0.0%
Unauthorized Use of Vehicle (Includes Joy Riding)	1	0.0%
Total	23,434	100.0%

Table FTI-16: Southwest Pipeline Crime Gun Traces by All Crime Types, 2019 – 2023

NCIC Crime Description	# Southwest Pipeline Traces	% of Total
Possession of Weapon	14,361	38.6%
Weapon Offense	4,632	12.5%
Felon In Possession of Firearm	2,914	7.8%
Carrying Concealed Weapon	2,292	6.2%
Found Firearm	2,001	5.4%
Firearm Under Investigation	1,251	3.4%
Dangerous Drugs	1,055	2.8%
Prob Violation	865	2.3%
Assault	474	1.3%
Carrying Prohibited Weapon	428	1.2%
Traffic Offense	426	1.1%
Aggravated Assault - Gun	405	1.1%
Homicide	388	1.0%
Firing Weapon	356	1.0%
Weapons Trafficking	281	0.8%
Homicide - Willful Kill-Gun	256	0.7%
Aggravated Assault - Family-Gun	224	0.6%
Homicide - Attempted	212	0.6%
Suicide	201	0.5%
Robbery	200	0.5%
Health - Safety	193	0.5%
Stolen Property	188	0.5%
Robbery - Business-Gun	163	0.4%
Selling Weapon	163	0.4%
Crimes Against Person	161	0.4%
Driving Under Influence Liquor	158	0.4%
Domestic Violence	137	0.4%
Burglary	111	0.3%
Licensing - Registration Weapon	110	0.3%
Parole Violation	104	0.3%
Homicide - Willful Kill-Police Officer-Gun	103	0.3%
Threat-Terroristic - State Offenses	94	0.3%
Robbery - Street-Gun	92	0.2%
Marijuana - Producing	89	0.2%
Stolen Vehicle	81	0.2%
Aggravated Assault - Nonfamily-Gun	76	0.2%
Cocaine - Sell	76	0.2%
Receive Stolen Property	76	0.2%
Carjacking - Armed	75	0.2%
Vehicle Theft	60	0.2%
Drugs - Health or Safety	59	0.2%
Homicide - Willful Kill-Nonfamily-Gun	53	0.1%
Amphetamine - Sell	51	0.1%
Possession Stolen Property	51	0.1%
Public Order Crimes	51	0.1%
Altering Identification on Weapon	48	0.1%
Marijuana - Sell	46	0.1%
Driving Under Influence Drugs	42	0.1%
Kidnaping	42	0.1%
Explosives - Teaching Use	39	0.1%
Amphetamine - Possession	37	0.1%
Aggravated Assault - Police Officer-Weapon	33	0.1%
Obstruct Police	33	0.1%
Family Offense	32	0.1%
Public Peace	32	0.1%
Robbery - Residential-Gun	32	0.1%
Hit and Run	30	0.1%
Domestic Disturbance	28	0.1%
Cruelty Toward Wife	27	0.1%
Gambling	26	0.1%

Cocaine - Possession	25	0.1%
Aggravated Assault-Weapon	24	0.1%
Larceny	24	0.1%
Suicide - Attempted	24	0.1%
Cruelty Toward Child	23	0.1%
Aggravated Assault - Public Official-Gun	21	0.1%
Marijuana - Possession	21	0.1%
Aggravated Assault Police Officer-Gun	20	0.1%
Cocaine	19	0.1%
Fraud	19	0.1%
Property Crimes	19	0.1%
Homicide - Willful Kill-Family-Gun	18	0.0%
Synth Narcotic - Sell	17	0.0%
Possession Stolen Vehicle	16	0.0%
Resisting Officer	16	0.0%
Burglary - Forced Entry-Residential	15	0.0%
Synth Narcotic - Possession	15	0.0%
Simple Assault	14	0.0%
Explosives - Possessing	13	0.0%
Immigration	12	0.0%
Obstruct (Specify Judicial, Congressional, Legislative, Commission)	12	0.0%
Aggravated Assault - Nonfamily-Weapon	11	0.0%
Flight To Avoid (Prosecution, Confinement, etc.)	11	0.0%
Hallucinogen - Manufacturing (Not to Include Marijuana)	11	0.0%
Sex Offense	11	0.0%
Food - Health or Safety	10	0.0%
Burglary - Forced Entry-Nonresidential	9	0.0%
Rape- Gun	9	0.0%
Threat To Bomb	9	0.0%
Counterfeiting	8	0.0%
Flight-Escape	8	0.0%
Hallucinogen - Possession (Not to Include Marijuana)	8	0.0%
Heroin - Sell	8	0.0%
Liquor	8	0.0%
Mail Fraud	8	0.0%
Sex Assault	8	0.0%
Synth Narcotic	8	0.0%
Amphetamine	7	0.0%
Conservation - Animals	7	0.0%
Heroin - Possession	7	0.0%
Kidnap Adult	7	0.0%
Robbery - Street-Weapon	7	0.0%
Smuggling	7	0.0%
Unauthorized Use of Vehicle (Includes Joy Riding)	7	0.0%
Arson	6	0.0%
Conservation	6	0.0%
Homicide - Willful Kill-Public Official-Gun	6	0.0%
Intimidation (Includes Stalking)	6	0.0%
Neglect Child (Includes Nonsupport of Child)	6	0.0%
Opium Or Derivative - Sell	6	0.0%
Procure For Prostitute (Pimping)	6	0.0%
Robbery - Banking-Type Institution	6	0.0%
Robbery - Street-Strongarm	6	0.0%
Threat-Federal Protectees	6	0.0%
Burglary - No Forced Entry-Nonresidential	5	0.0%
Damage Property	5	0.0%
Embezzle	5	0.0%
False Citizenship	5	0.0%
Federal - Material Witness	5	0.0%
Hallucinogen - Sell (Not to Include Marijuana)	5	0.0%
International Trafficking Crime	5	0.0%
Marijuana	5	0.0%
Money Laundering	5	0.0%
Robbery - Business-Weapon	5	0.0%

Sale Of Stolen Property	5	0.0%
Smuggling Aliens	5	0.0%
Violation of a Court Order	5	0.0%
Aggravated Assault - Family-Strongarm	4	0.0%
Conceal Stolen Property	4	0.0%
Contempt Of Court	4	0.0%
Escape From Custody	4	0.0%
Homicide - Willful Kill-Weapon	4	0.0%
Kidnap Hostage for Escape	4	0.0%
Neglect Family	4	0.0%
Obstruct Criminal Invest	4	0.0%
Robbery - Residential-Weapon	4	0.0%
Theft Of Us Govt Property	4	0.0%
Burglary - No Forced Entry-Residential	3	0.0%
Dice Game - Operating	3	0.0%
Divulge Eavesdrop Order	3	0.0%
Homicide - Negligible Manslaughter-Weapon	3	0.0%
Homicide - Willful Kill-Nonfamily-Weapon	3	0.0%
Illegal Entry	3	0.0%
Military	3	0.0%
Narcotic Equipment - Possession	3	0.0%
Obscene Material	3	0.0%
Amphetamine - Manufacturing	2	0.0%
Bookmaking	2	0.0%
Burglary - Safe-Vault	2	0.0%
Condit Release Violation	2	0.0%
Conservation - Fish	2	0.0%
Disorderly Conduct	2	0.0%
Explosives - Transporting	2	0.0%
Extort - Threat Injure Person	2	0.0%
Fraud - Impersonal	2	0.0%
Harassing Communication	2	0.0%
Homicide - John or Jane Doe - No Warrant	2	0.0%
Homicide - Negligible Manslaughter-Vehicle	2	0.0%
Kickback - Receiving	2	0.0%
Obstructing Justice	2	0.0%
Opium or Derivative - Possession	2	0.0%
Riot - Engaging In	2	0.0%
Tax Revenue	2	0.0%
Treason	2	0.0%
Trespassing	2	0.0%
Witness - Dissuading	2	0.0%
Abduct - No Ransom	1	0.0%
Aggravated Assault - Family-Weapon	1	0.0%
Arson - Business	1	0.0%
Barbiturate - Sell	1	0.0%
Burglary Tools - Possession	1	0.0%
Burning of	1	0.0%
Commercial Sex	1	0.0%
Contributing Delinquency Minor	1	0.0%
Cosmetics - Adulterated	1	0.0%
Damage Property - Business	1	0.0%
Damage Property - Private	1	0.0%
Election Laws	1	0.0%
Failure to Appear	1	0.0%
Forgery Of Checks	1	0.0%
Fraud - Confidence Game	1	0.0%
Fraud - False Statement	1	0.0%
Fraud - Illeg Use Credit Cards	1	0.0%
Heroin	1	0.0%
Incendiary Device - Possession	1	0.0%
Incendiary Device - Using	1	0.0%
Income Tax	1	0.0%
Invade Privacy	1	0.0%

Kidnap Adult for Ransom	1	0.0%
Kidnap Adult to Sexually Assault	1	0.0%
Kidnap Minor	1	0.0%
Kidnap Minor for Ransom	1	0.0%
Larceny - From Auto	1	0.0%
Larceny - From Building	1	0.0%
Larceny - From Mails	1	0.0%
Larceny - From Shipment	1	0.0%
Larceny - Parts from Vehicle	1	0.0%
Marijuana - Smuggle	1	0.0%
Morals - Decency Crimes	1	0.0%
Obscene Material - Possession	1	0.0%
Obstructing Court Order	1	0.0%
Opium Or Derivative	1	0.0%
Prostitution	1	0.0%
Rape With Weapon	1	0.0%
Refusing To Aid Officer	1	0.0%
Riot - Inciting	1	0.0%
Robbery - Business-Strongarm	1	0.0%
Stat Rape - No Force	1	0.0%
Theft And Sale Vehicle	1	0.0%
Theft Vehicle by Bailee	1	0.0%
Treason Misprision	1	0.0%
Total	37,182	100.0%

ENDNOTES

¹ Cook, Philip J. 2018. “Gun Markets.” *Annual Review of Criminology*, 1: 359-377; Braga, Anthony A., Garen J. Wintemute, Glenn L. Pierce, Philip J. Cook, and Greg Ridgeway. 2012. “Interpreting the Empirical Evidence on Illegal Gun Market Dynamics.” *Journal of Urban Health*, 89 (5): 779 – 793; Braga, Anthony A., Philip J. Cook, David M. Kennedy, and Mark H. Moore. 2002. “The Illegal Supply of Firearms.” *Crime and Justice: A Review of Research*, 29: 319 – 352.

² As described in Volume III, there was one “outlier” case included in the study that involved the illegal diversion of a very large volume of firearms. This case involved a company manufacturing and selling unmarked and unregistered silencer parts, including tubes, end caps, and baffles, as well as silencer kits. Based on evidence uncovered in the case, including shipping records, purchase orders, and financial documents, it is estimated that in addition to the 68,109 silencer and silencer parts and two handguns taken into ATF custody, approximately 35,000 unregistered silencer parts were trafficked.

³ The type of firearm trafficked analyses excluded the 103,111 trafficked firearms associated with the outlier case. The total number in these analyses included 126,575 trafficked firearms from 7,778 closed investigations between 2017 and 2021.

⁴ Base case numbers for specific trafficker characteristics varied according to differences in recorded information in case files and reported information in completed surveys.

⁵ There were 11 traffickers identified as non-binary in the overall trafficking study.

⁶ NFCTA Volume III, Part IV, Table STM-13.

⁷ Crime types identified in the tracing process come from the National Crime Information Center (NCIC) and the [National Incident Based Reporting System \(NIBRS\)](#). Some categories such as “possession of weapon”, “firearm under investigation”, and “weapon offense” are broad based categories that officers use at the start of an investigation when a firearm is first recovered and before details are known that could result in a more specific crime type being identified. Crime type definitions in NIBRS are based on common-law definitions found in Black’s Law Dictionary, as well as those used in the NCIC Uniform Offense Classifications. Since most state statutes are also based on common-law definitions, even though they may vary as to the specifics, most should fit into the corresponding NIBRS offense classifications.

⁸ The term “All Drug Offense Types” includes the following NCIC crimes that have been listed on trace request forms; Dangerous Drugs; Marijuana; Marijuana-Possess; Marijuana-Sell; Marijuana-Producing; Marijuana-Smuggle; Cocaine-Sell; Cocaine; Cocaine-Possess; Cocaine-Smuggle; Amphetamine-Sell; Amphetamine; Amphetamine-Possess; Amphetamine-Manufacture; Heroin; Heroin-Sell; Heroin-Possess; Heroin-Smuggle; Opium or Derivative ; Opium or Derivative-Possess; Opium or Derivative-Sell; Opium or Derivative-Smuggle; Hallucinogen; Hallucinogen-Possess; Hallucinogen-Sell; Hallucinogen-Distribution; Hallucinogen-Manufacture; Barbiturate-Possess; Barbiturate-Sell; Barbiturate-Manufacture; Synthetic Narcotics-Possess; Synthetic Narcotics; Synthetic Narcotics-Sell; Synthetic Narcotics-Smuggle; Drugs-Adulterated; Drugs-Misbranded; Drugs-Health or Safety; Narcotic Equipment Possess;

⁹ The term “All Homicide Types” includes the following NCIC crimes that have been listed on trace request forms: Homicide, Homicide-Attempted; Homicide Willful Kill Gun; Homicide Willful Kill Non-Family; Homicide Willful Kill-Weapon; Homicide Willful Kill-Police Officer; Homicide Willful Kill Family; Homicide Negligent Manslaughter Weapon; Homicide John or Jane Doe No Warrant.

¹⁰ The term “All Aggravated Assault Types” includes the following NCIC crimes that have been listed on trace request forms: Aggravated Assault – Family – Strongarm; Aggravated Assault – Nonfamily Gun; Aggravated Assault – Police Officer Strongarm; Aggravated Assault – Police Officer Weapon; Aggravated Assault – Family Gun; Aggravated Assault – Family Weapon; Aggravated Assault – Gun; Aggravated Assault – Nonfamily Weapon; Aggravated Assault – Public Official Gun; Aggravated Assault – Police Official Gun; Aggravated Assault – Weapon.