



ATF

Hawaii

**Department of Justice
Bureau of Alcohol, Tobacco,
Firearms and Explosives**

Office of Strategic Intelligence and Information
Data Source: Firearms Tracing System



Justification

1c. Special Instructions

Part II - Crime Code Information

2a. NCIC Crime Code**:

Part III - ATF Agent Requesting Trace

3a. Organization Code*

3b. Phone Number:
Fax Number:
E-Mail:

3c. ATF Special Agent

3d. Badge Number

3e. ATF Case Number

3f. Field Office

Part IV - Agency Requesting Trace

4a. Agency Name

4b. Phone Number:
Fax Number:
E-Mail:

4c. Other Agency Officer

4d. Badge Number

4e. Other Agency Case Number

4f. Department/Unit

4g. Mailing Address

Part V - Firearms Information

5a. Serial Number* (From Frame or Receiver)

5b. Yes, complete No

5c. Firearms Manufacturer

5d. Type*

5e. Caliber*

5f. Model*

5g. Origin* (Importer required if other than U.S.)

5h. Importer*

5i. Additional Markings

Part VI - Possessor Information

6a. Name (Last, First, Middle, Suffix)

6b. Alias (If given) (Last, First, Middle, Suffix)

6c. Alias Date of Birth

6d. Height

6e. Weight

6f. Sex

6g. Race (Check one only)

American Indian or Alaskan Native

Black or African American

Native Hawaiian or Other Pacific Islander

Other (Specify)

Asian

Hispanic

White

6h. Address Number

6i. Apt. Number

6j. Street No.

6k. Direction

6l. Street Name

6m. City

6n. County

6o. State

6p. Zip Code (Nine Digit Number)

6q. Country

6r. Date of Birth

6s. Place of Birth

6t. Possessor's ID Number

6u. ID Type/State

January 1, 2006 – December 31, 2006



ATF Firearms Trace Data Disclaimer

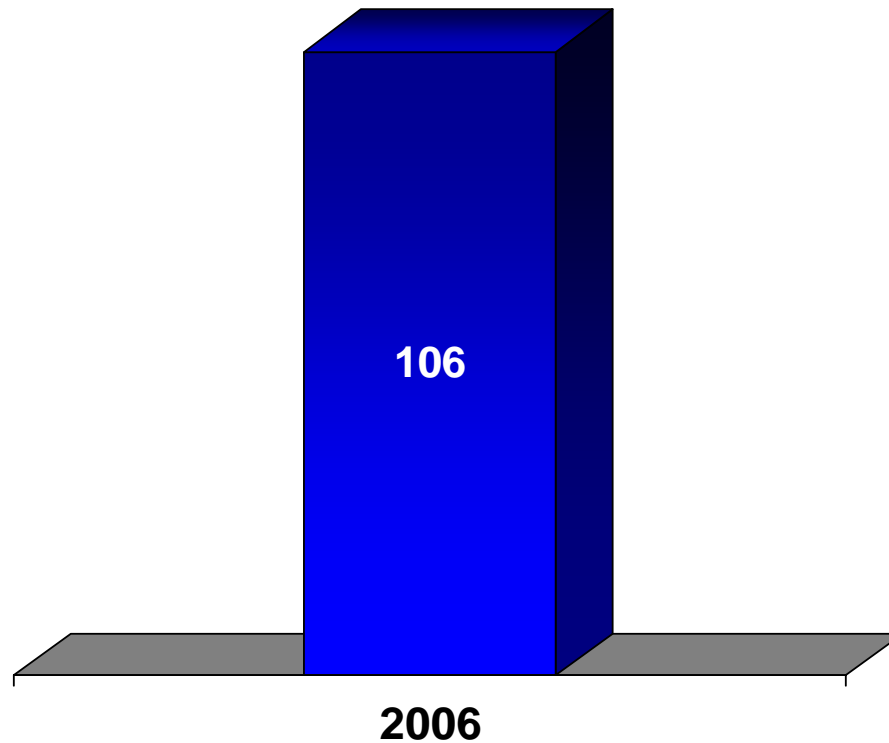


Public L. No. 109-108, Consolidated Appropriations Act of 2006, SEC. 621

(1) Firearm traces are designed to assist law enforcement authorities in conducting investigations by tracking the sale and possession of specific firearms. Law enforcement agencies may request firearms traces for any reason, and those reasons are not necessarily reported to the Federal Government. Not all firearms used in crime are traced and not all firearms traced are used in crime.

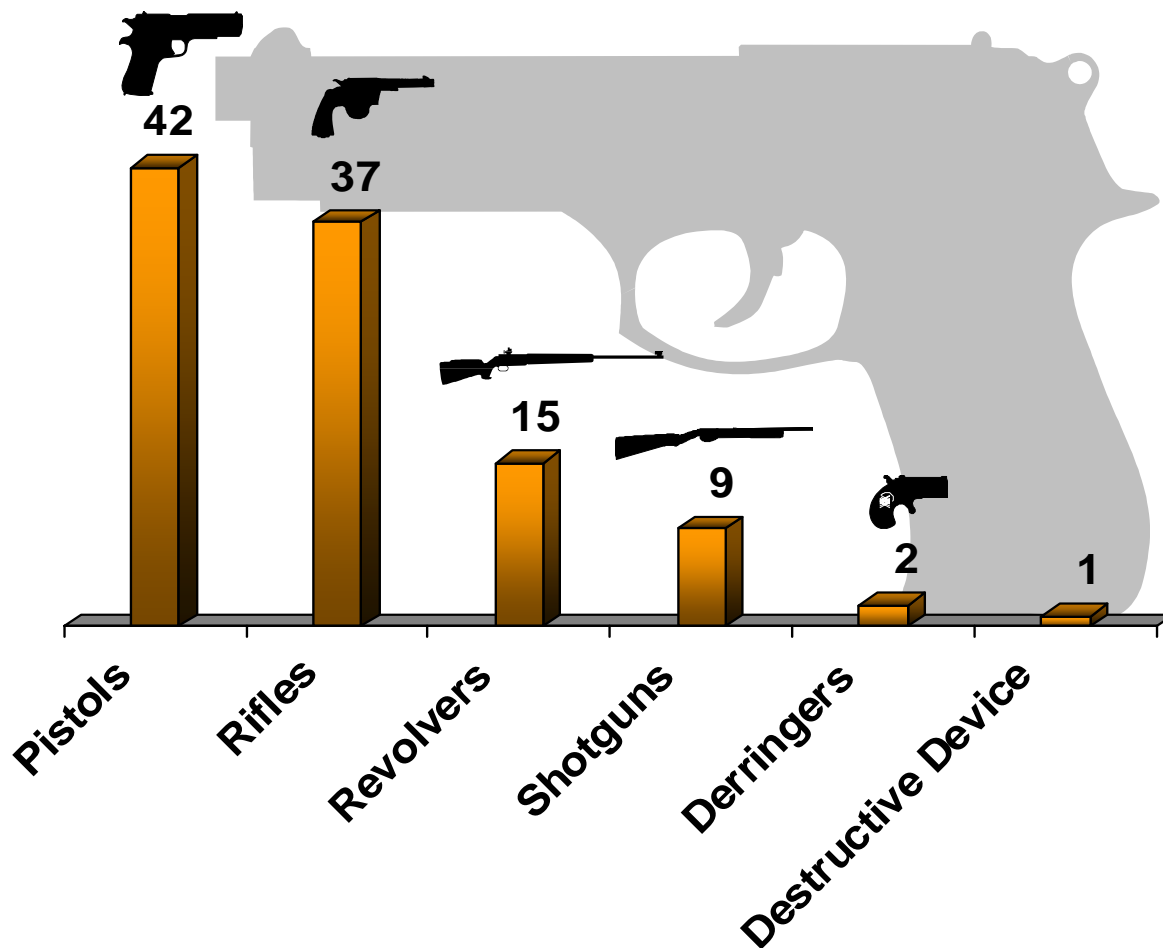
(2) Firearms selected for tracing are not chosen for purposes of determining which types, makes or models of firearms are used for illicit purposes. The firearms selected do not constitute a random sample and should not be considered representative of the larger universe of all firearms used by criminals, or any subset of that universe. Firearms are normally traced to the first retail seller, and sources reported for firearms traced do not necessarily represent the sources or methods by which firearms in general are acquired for use in crime.

Total Number of Firearms Recovered and Traced in Hawaii by Calendar Year



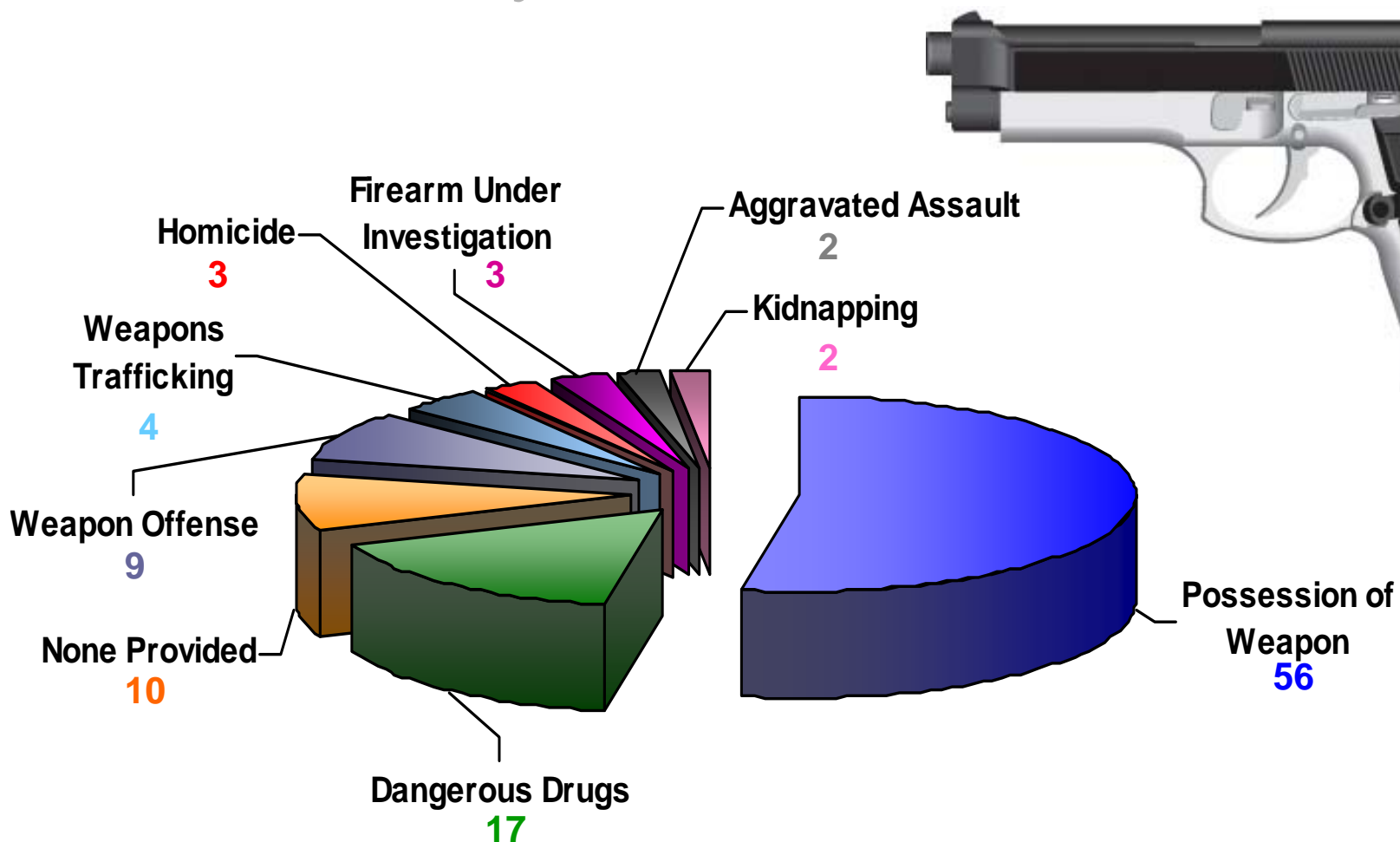
Firearm Types with a Hawaii Recovery

January 1, 2006 – December 31, 2006



Top Categories Reported on Firearm Traces with a Hawaii Recovery

January 1, 2006 – December 31, 2006

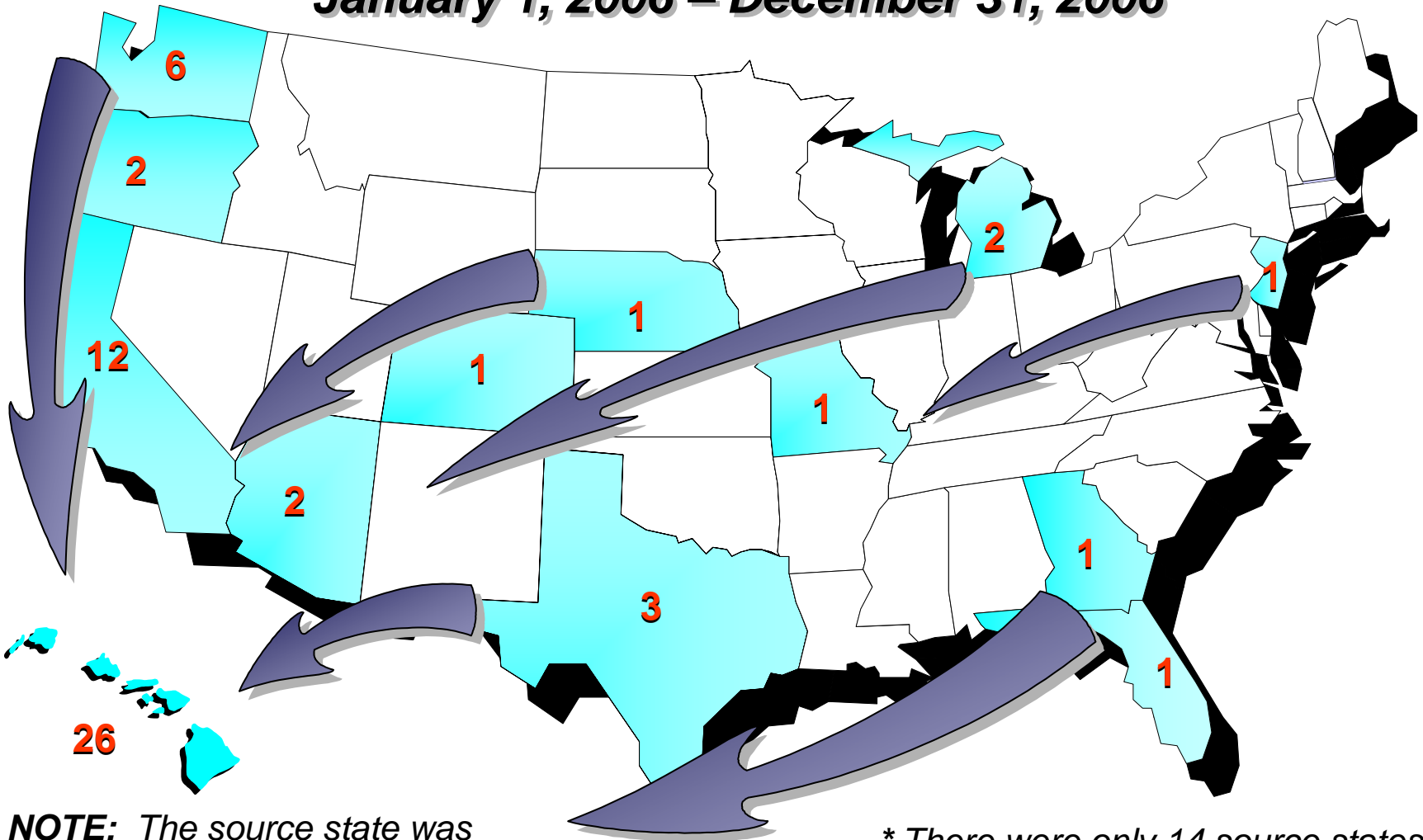


Top 15 **Source** States for Firearms with a Hawaii Recovery

January 1, 2006 – December 31, 2006

Alaska

1




NOTE: The source state was identified in 60 total traces.

* There were only 14 source states.

Time-To-Crime Rates for Firearms with a Hawaii Recovery

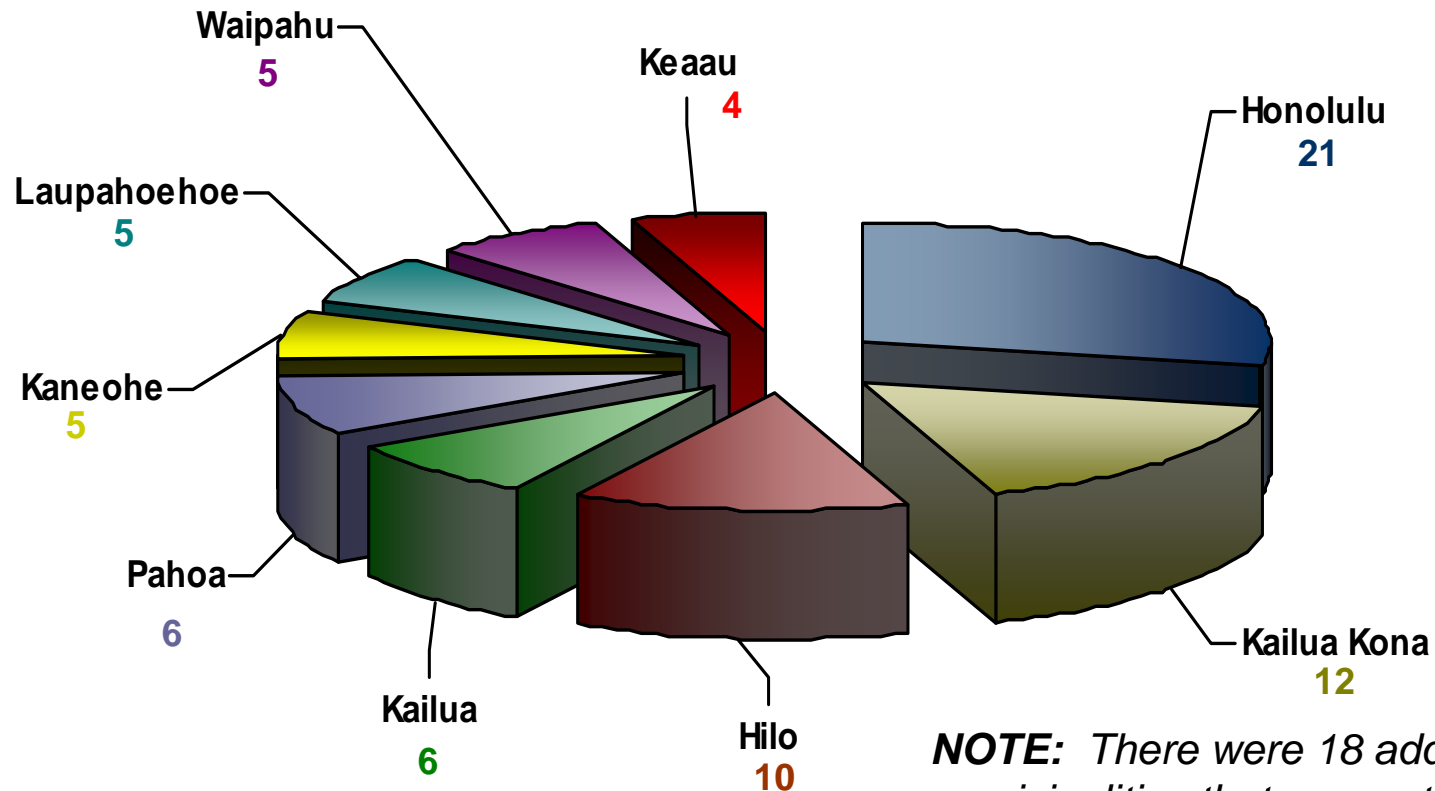
January 1, 2006 – December 31, 2006



1/1/2006-12/31/2006 Hawaii Average Time-to-Crime: **18.86 Years**
 1/1/2006-12/31/2006 National Average Time-to-Crime: **10.17 Years**

Top Recovery Cities for Firearms with a Hawaii Recovery

January 1, 2006 – December 31, 2006



NOTE: There were 18 additional municipalities that accounted for 30 other traces. The recovery city could not be determined for 2 traces.

Analytical Criteria Used to Compile the Enclosed Statistics

● Total Number of Firearms Recovered and Traced

- Includes traces with a recovery state of Hawaii, or, if the recovery state was not provided, the requesting agency had jurisdiction only within Hawaii.
- Includes Guns Recovered and Traced Between 1/1/2006 – 12/31/2006, or if the recovery date was blank, the trace entry date was between 1/1/2006 – 12/31/2006.
- Duplicate traces, Firearms Not Recovered, Gun Buy Back and Firearms Turned In are not included in this figure.

● Firearm Types with a Hawaii Recovery

- Includes same criteria as Total Number of Firearms Recovered and Traced.

● Top Categories Reported on Firearm Traces with a Hawaii Recovery

- Includes same criteria as Total Number of Firearms Recovered and Traced.

● Top Source States for Firearms with a Hawaii Recovery

- Includes same criteria as Total Number of Firearms Recovered and Traced.
- Traces must identify a purchaser and the state in which the final dealer is located.

● Time-to-Crime Rates for Firearms with a Hawaii Recovery

- Includes same criteria as Total Number of Firearms Recovered and Traced.
- Time-to-Crime was calculated for those traces in which the purchase date could be subtracted from the recovery date.

● Top Recovery Cities for Firearms with a Hawaii Recovery

- Includes same criteria as Total Number of Firearms Recovered and Traced.
- Includes traces with a recovery city, or, if the recovery city was not provided, the requesting agency had jurisdiction only within that city.